

SAF Series

Hazardous location mogul base
HID and compact fluorescent

RIG-A-LITE™
An Avail Infrastructure Solutions Company



Classifications

- Class I, Division 2, Groups A, B, C & D
- Class II, Division 1 & 2, Groups E, F & G
- Class III
- Zone 2, Groups IIA, IIB & IIC
- UL 844 Hazardous Locations
- UL 1598 Wet Locations
- UL 1598A Marine Outside Type
- UL 924 Emergency Lighting
- NEMA 3R, 4X
- IP66
- CSA Certified
- ABS Type Approved
- Restricted Breathing (175W Max.)
- AExnR II, ExnR II & T3
- Enclosed & Gasketed
- Buy American Act (BAA) Compliant



availinfra.com/rig-a-lite


8500 Hansen Road,
Houston, TX 77075
(713) 943-0340

SAF Series

Hazardous location mogul base HID and compact fluorescent

Key Features

- 1 Ballast housing and outlet boxes are high strength, corrosion resistant copper-free cast aluminum alloy
- 2 Large hinge permits fixture to open for "hands free" wiring. Also allows better heat dissipation of internal components
- 3 All external hardware is stainless steel. Stainless steel inserts are available as an option
- 4 All exterior surfaces are covered with corrosion and chemical resistant baked epoxy
- 5 Corrosion resistant high strength fiberglass reinforced polycarbonate guard provides protection to the globe. Stainless steel wire guard available
- 6 Heat-resistant tempered prismatic glass globe is standard and is suitable for hose down applications
- 7 Superior heat resistant silicone o-ring gasket makes fixture suitable for installation indoors or outdoors. Other materials available



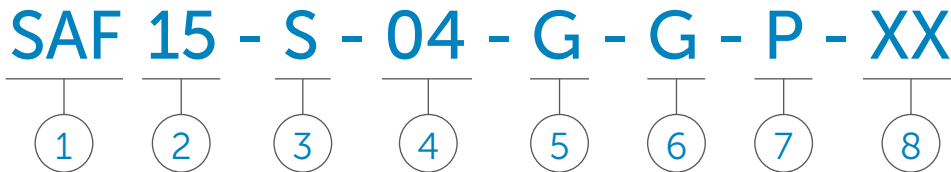
Additional Features

- Suitable for installation on marine environments where equipment is subject to salt water spray, either indoor or outdoor
- UL 844 Hazardous Locations
- UL 924 Emergency Lighting
- UL 1598A Marine Outdoor
- CSA Certified
- Enclosed and Gasketed
- Suitable for wet locations
- Suitable for hose down applications
- ABS Type Approved

SAF Series

Hazardous location mogul base HID and compact fluorescent

Catalog Number Logic



1

BASIC SERIES

SAF Hazardous Location HID & CFL
Class I, Division 2, Groups A, B, C & D
Class II, Division 1 & 2, Groups E, F & G
Class III
Zone 2, Groups IIA, IIB & IIC
Enclosed and Gasketed
Wet Locations
NEMA 3R, 4X; IP66
UL 1598, 1598A & 844
UL 924 Emergency Lighting
CSA Certified
Restricted Breathing (175W Max.)
(Annual Testing Not Required)

BASIC SERIES SAFR

SAFR Hazardous Location HID & CFL
Class I, Division 2, Groups A, B, C & D
Enclosed & Gasketed
Wet Locations
NEMA 3R & 4X
UL 1598, 1598A & 844
CSA Certified
IP66

2

LAMP CURRENT/LAMP WATTAGE

26 = 26 Watt
32 = 32 Watt CFL /320 Watt MH
42 = 42 Watt
52 = 52 Watt
64 = 64 Watt
07 = 70 Watt
84 = 84 Watt
10 = 100 Watt
15 = 150 Watt
17 = 175 Watt
20 = 200 Watt
25 = 250 Watt
35 = 350 Watt
40 = 400 Watt

3

LAMP TYPE¹

S = High Pressure Sodium
(70, 100, 150, 200, 250, 400 Watt)
H = Metal Halide
(70, 100, 150, 175, 250, 320, 350, 400 Watt)
F = Fluorescent
(26, 32, 42, 52, 64 & 84 Watt)

4

BALLAST VOLTAGE

04 = 120/208/240/277V 60 HZ
12 = 120V 60 HZ
20 = 208V 60 HZ
22 = 220/240V 50 HZ
24 = 240V 60 HZ
27 = 277V 60 HZ
34 = 347V 60 HZ
48 = 480V 60 HZ
U = 120 thru 277 50/60 HZ
(Fluorescent Only)

5

GLOBE

PG = PolyGlobe (42W fluorescent max.)
G = Globe only
R2 = Type II (Asymmetric)
Closed Bottom Glass Refractor
R3 = Type III (Asymmetric)
Closed Bottom Glass Refractor
R5 = Type V (Symmetric)
Closed Bottom Glass Refractor
T1 = Type I (Asymmetric)
Closed Bottom Threaded Glass Refractor
T3 = Type III (Asymmetric)
Closed Bottom Threaded Glass Refractor
T5 = Type V (Symmetric)
Closed Bottom Threaded Glass Refractor

6

GUARD

Guard = Guard Only

7

MOUNTING STYLE

P = 3/4" Pendant Mount
P1 = 1" Pendant Mount
F = 3/4" Flexible Pendant Mount
F1 = 1" Flexible Pendant Mount
C = 3/4" Ceiling Mount
C1 = 1" Ceiling Mount
W = 3/4" Wall Mount
W1 = 1" Wall Mount
S = 1-1/4" 25° Stanchion Mount
S1 = 1-1/2" 25° Stanchion Mount
L = 1-1/4" 90° Stanchion Mount
L1 = 1-1/2" 90° Stanchion Mount
K = 3/4" Cone Top
K1 = 1" Cone Top

8

OPTIONS²

SS = Stainless Steel Inserts (304)
Q = Auxiliary Quartz Relay³
QTD = Auxiliary Quartz Relay
Hot & Cold Start
FB1 = Single Fuse Block^{4,5}
FB2 = Double Fuse Block^{4,5}
TB = Terminal Block
R = Instant Restrike (HPS only-up to 150W)
PS = Pulse Start
BP = Ballast Protector
EMO = Emergency Battery Backup Only-
no AC Ballast (CFL Only) (52W Max.)

¹ HID fixtures for Mogul Base lamps only.

² Consult factory for pricing.

³ Quartz option available only with R2, R3 and R5 reflectors and with vertical mount only.

• Option not available with globe and guard or with 25° stanchion mount.

• Reflectors cannot be added. Lamp to be 100W DC bayonet base.

• Available with maximum 150W HPS & 250W MH lamp.

⁴ Not available with multi-tap ballast unless incoming voltage is specified. When installed, one fuse block is provided for 120, 277V and two fuse blocks are provided for 208, 220, 240, 347 and 480V. Fuse not included.

⁵ Fuse option not available for marine listed fixtures.

Refer to Certification Guide to determine suitability of individual fixture.

Catalog logic is for explaining catalog number structure only. Not all combinations are possible; consult factory for catalog numbers not listed in charts.

SAF Series

Hazardous location mogul base HID and compact fluorescent

Certification Guide

Model	Ambient °C	Class I, Div 2 Groups A,B,C,D			Class II & III			Simultaneous Presence		UL 1598A Outdoor	CSA	Supply Wire Suitable Temp °C
		Globe Guard	Globe W/Ref	Refractor	Groups	Globe Guard	Refractor	Globe Guard	Refractor			
SAF05S	40	T3	T3	T3B	E,F,G	T4A	T6	T2	T2B	YES	YES	90
SAF05S	55	T3	T3	-	-	-	-	-	-	YES	YES	90
SAF05S	65	T2D	T2D	T2D	-	-	-	-	-	YES	YES	110
SAF07S	40	T3	T3	T3B	E,F,G	T4A	T6	T3	T3C	YES	YES	90
SAF07S	55	T3	T3	-	-	-	-	-	-	YES	YES	90
SAF07S	65	T2D	T2D	T2D	-	-	-	-	-	YES	YES	110
SAF10S	40	T2D	T2D	T3	E,F,G	T3C	T6	T2B	T3	YES	YES	90
SAF10S	55	T2D	T2D	-	-	-	-	-	-	YES	YES	90
SAF10S	65	T2C	T2C	-	-	-	-	-	-	YES	YES	110
SAF15S	40	T2B	T2B	T2C	E,F**	T3	-	T2	T2B	YES	YES	90
SAF15S	40	T2B	T2B	T2C	E,F,G	-	T4A	-	-	YES	YES	90
SAF15S	55	T2B	T2B	-	-	-	-	-	-	YES	YES	90
SAF15S	65	T2A	T2A	-	-	-	-	-	-	YES	YES	110
SAF25S	40	T1 (350)	T1 (350)	T1(350)	E,F,G	T3C	T3C	T1 (350)	T1 (350)	YES	YES	105
SAF25S	55	T1 (350)	T1 (350)	-	-	-	-	-	-	YES	YES	110
SAF25S	65	T1	T1	-	-	-	-	-	-	YES	YES	125
SAF40S	40	T1	T1	T1	E,F,G	-	T3B	-	-	YES	YES	110
SAF10H	40	T2B	T2B	T2C	E,F,G	-	T4	-	-	YES	YES	125
SAF15H	40	T2	T2	T2	E,F,G	-	T4	-	T2	YES	YES	125
SAF15H	55	T2	T2	-	-	-	-	-	-	YES	YES	125
SAF17H	40	T2	T2	T2	E,F,G	-	T4	-	T2	YES	YES	125
SAF17H	55	T2	T2	-	-	-	-	-	-	YES	YES	125
SAF25H	40	T1	T1	T2	E,F,G	-	T4	-	T2	YES	YES	110
SAF40H	40	T1	T1	T1	E,F,G	-	T3B	-	-	YES	YES	110
SAFR05S	40	-	-	T3	E,F,G	-	T4A	-	T3	YES	YES	90
SAFR05S	55	-	-	T3	-	-	-	-	-	YES	YES	90
SAFR07S	40	-	-	T3	E,F,G	-	T4A	-	T3	YES	YES	90
SAFR07S	55	-	-	T3	-	-	-	-	-	YES	YES	90
SAFR10S	40	-	-	T2D	E,F,G	-	T3C	-	T2B	YES	YES	90
SAFR10S	55	-	-	T2D	-	-	-	-	-	YES	YES	90
SAFR15S	40	-	-	T2B	E,F	-	T3	-	T2	YES	YES	90
SAFR15S	55	-	-	T2B	-	-	-	-	-	YES	YES	90
SAFR10H	40	-	-	T2B	-	-	-	-	-	YES	YES	105
SAFR10H	55	-	-	T2	-	-	-	-	-	YES	YES	125
SAFR17H	40	-	-	T2	-	-	-	-	-	YES	YES	105
SAFR17H	55	-	-	T2	-	-	-	-	-	YES	YES	125
SAF26F	40	T3	T3	T3B	E,F,G	T4A	T6	T3	T3C	YES	-	75
SAF32F	40	T2B	T2B	T2B	E,F,G	T4A	T4	-	-	YES	-	75
SAF42F	40	T2A	T2A	T2A	E,F,G	T4A	T4	-	-	YES	-	75
SAF52F	40	T2B	T2B	T2B	E,F,G	T4A	T4	-	-	YES	-	75
SAF64F	40	T2B	T2B	T2B	E,F,G	T4A	T4	-	-	YES	-	75
SAF84F	40	T2A	T2A	T2A	E,F,G	T4A	T4	-	-	YES	-	75

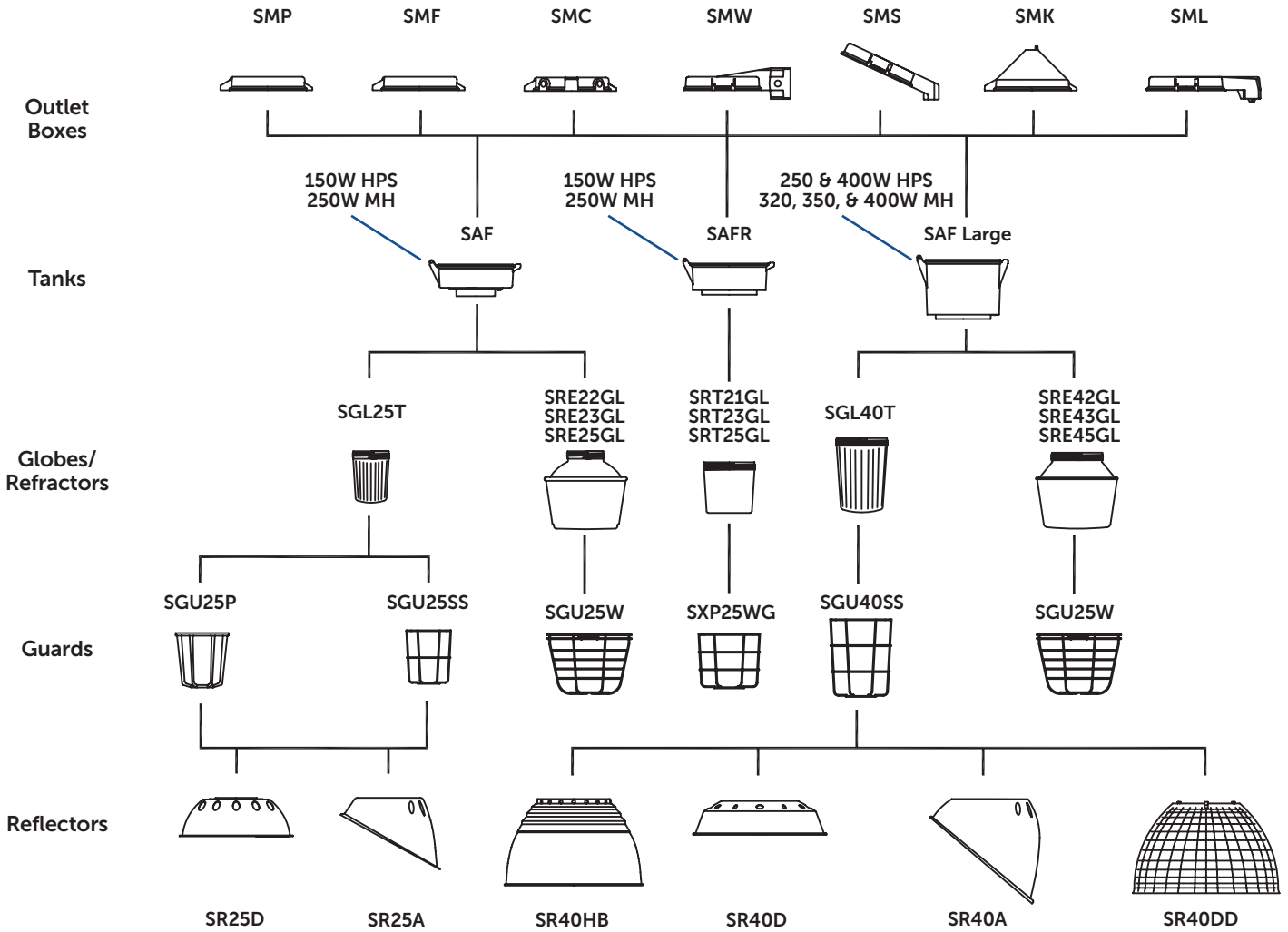
* Groups E & F only for stanchion mount. Groups E, F, & G for all other mounts.

Note: All SAF Series fixtures with globe and guard rated 175W maximum at 40° C are additionally listed for Class I Zone 2 AEx or EX nR II and are marked with the operating temperature 160° C or code T3

SAF Series

Hazardous location mogul base HID and compact fluorescent

Configurations



Refer to Certification Guide to determine suitability of individual fixture.

SAF Series

Hazardous location mogul base HID and compact fluorescent

High Pressure Sodium with Globe and Guard 70-400 Watts

(Lamps not included)

Mounting Style	Lamp Watts ①	Conduit Size (in.)	Catalog Number 120/208/240/277V ②	Shipping Weight (lbs.)	Consists Of			
					Ballast Housing ②	Outlet Box	Globe ③	Guard
Rigid Pendant 	70	3/4	SAF07-S-04-GG-P	22.9	SAF07S04	SMP	SGL25T	SGU25P
	70	1	SAF07-S-04-GG-P1	22.9	SAF07S04	SMP1	SGL25T	SGU25P
	100	3/4	SAF10-S-04-GG-P	22.9	SAF10S04	SMP	SGL25T	SGU25P
	100	1	SAF10-S-04-GG-P1	22.9	SAF10S04	SMP1	SGL25T	SGU25P
	150 ③	3/4	SAF15-S-04-GG-P	24.2	SAF15S04	SMP	SGL25T	SGU25P
	150 ③	1	SAF15-S-04-GG-P1	24.2	SAF15S04	SMP1	SGL25T	SGU25P
	250	3/4	SAF25-S-04-GG-P	39.5	SAF25S04	SMP	SGL40T	SGU40SS
	250	1	SAF25-S-04-GG-P1	39.5	SAF25S04	SMP1	SGL40T	SGU40SS
	400	3/4	SAF40-S-04-GG-P	39.5	SAF40S04	SMP	SGL40T	SGU40SS
400	1	SAF40-S-04-GG-P1	39.5	SAF40S04	SMP1	SGL40T	SGU40SS	
Flexible Pendant 	70	3/4	SAF07-S-04-GG-F	22.9	SAF07S04	SMF	SGL25T	SGU25P
	70	1	SAF07-S-04-GG-F1	22.9	SAF07S04	SMF1	SGL25T	SGU25P
	100	3/4	SAF10-S-04-GG-F	22.9	SAF10S04	SMF	SGL25T	SGU25P
	100	1	SAF10-S-04-GG-F1	22.9	SAF10S04	SMF1	SGL25T	SGU25P
	150 ③	3/4	SAF15-S-04-GG-F1	24.2	SAF15S04	SMF	SGL25T	SGU25P
	150 ③	1	SAF15-S-04-GG-F1	24.2	SAF15S04	SMF1	SGL25T	SGU25P
Ceiling Mount 	70	3/4	SAF07-S-04-GG-C	23.7	SAF07S04	SMC	SGL25T	SGU25P
	70	1	SAF07-S-04-GG-C1	23.7	SAF07S04	SMC1	SGL25T	SGU25P
	100	3/4	SAF10-S-04-GG-C1	23.7	SAF10S04	SMC	SGL25T	SGU25P
	100	1	SAF10-S-04-GG-C1	23.7	SAF10S04	SMC1	SGL25T	SGU25P
	150 ③	3/4	SAF15-S-04-GG-C	33.5	SAF15S04	SMC	SGL25T	SGU25P
	150 ③	1	SAF15-S-04-GG-C1	33.5	SAF15S04	SMC1	SGL25T	SGU25P
	250	3/4	SAF25-S-04-GG-C	43.7	SAF25S04	SMC	SGL40T	SGU40SS
	250	1	SAF25-S-04-GG-C1	43.7	SAF25S04	SMC1	SGL40T	SGU40SS
	400	3/4	SAF40-S-04-GG-C	50.7	SAF40S04	SMC	SGL40T	SGU40SS
400	1	SAF40-S-04-GG-C1	50.7	SAF40S04	SMC1	SGL40T	SGU40SS	

To order fixtures with Auxiliary Quartz Circuit - add suffix "Q" to the Catalog No. (100 watt quartz lamp not included).

① All fixtures are designed for Mogul Base lamps, with the lamp mounted in base-up position.

② Fixtures and housings are with Multi-Tap ballast. For other ballast voltages, refer to Catalog Number Logic page.

③ Fixtures are for use with 55V (ANSI S55) lamps only. If a fixture or housing is required for use with 100V (ANSI S56) lamp, consult factory.

Refer to Certification Guide to determine suitability of individual fixture.

SAF Series

Hazardous location mogul base HID and compact fluorescent

High Pressure Sodium with Globe and Guard 70-400 Watts (continued)

(Lamps not included)



Mounting Style	Lamp Watts ①	Conduit Size (in.)	Catalog Number 120/208/240/277V ②	Shipping Weight (lbs.)	Consists Of			
					Ballast Housing ②	Outlet Box	Globe ③	Guard
 Wall Mount	70	1-1/4	SAF07-S-04-GG-W	31.4	SAF07S04	SMW	SGL25T	SGU25P
	70	1-1/2	SAF07-S-04-GG-W1	31.4	SAF07S04	SMW1	SGL25T	SGU25P
	100	1-1/4	SAF10-S-04-GG-W	31.4	SAF10S04	SMW	SGL25T	SGU25P
	100	1-1/2	SAF10-S-04-GG-W1	31.4	SAF10S04	SMW1	SGL25T	SGU25P
	150 [Ⓞ]	1-1/4	SAF15-S-04-GG-W	32.7	SAF15S04	SMW	SGL25T	SGU25P
	150 [Ⓞ]	1-1/2	SAF15-S-04-GG-W1	32.7	SAF15S04	SMW1	SGL25T	SGU25P
	250	1-1/4	SAF25-S-04-GG-W	43.0	SAF25S04	SMW	SGL40T	SGU40SS
	250	1-1/2	SAF25-S-04-GG-W1	43.0	SAF25S04	SMW1	SGL40T	SGU40SS
	400	1-1/4	SAF40-S-04-GG-W	50.0	SAF40S04	SMW	SGL40T	SGU40SS
	400	1-1/2	SAF40-S-04-GG-W1	50.0	SAF40S04	SMW1	SGL40T	SGU40SS
 25° Stanchion Mount	70	1-1/4	SAF07-S-04-GG-S	31.4	SAF07S04	SMS	SGL25T	SGU25P
	70	1-1/2	SAF07-S-04-GG-S1	31.4	SAF07S04	SMS1	SGL25T	SGU25P
	100	1-1/4	SAF10-S-04-GG-S	31.4	SAF10S04	SMS	SGL25T	SGU25P
	100	1-1/2	SAF10-S-04-GG-S1	31.4	SAF10S04	SMS1	SGL25T	SGU25P
	150 [Ⓞ]	1-1/4	SAF15-S-04-GG-S	32.7	SAF15S04	SMS	SGL25T	SGU25P
	150 [Ⓞ]	1-1/2	SAF15-S-04-GG-S1	32.7	SAF15S04	SMS1	SGL25T	SGU25P
	250	1-1/4	SAF25-S-04-GG-S	43.7	SAF25S04	SMS	SGL40T	SGU40SS
	250	1-1/2	SAF25-S-04-GG-S1	43.7	SAF25S04	SMS1	SGL40T	SGU40SS
	400	1-1/4	SAF40-S-04-GG-S	50.7	SAF40S04	SMS	SGL40T	SGU40SS
	400	1-1/2	SAF40-S-04-GG-S1	50.7	SAF40S04	SMS1	SGL40T	SGU40SS
 90° Stanchion Mount	70	1-1/4	SAF07-S-04-GG-L	32.2	SAF07S04	SML	SGL25T	SGU25P
	70	1-1/2	SAF07-S-04-GG-L1	32.2	SAF07S04	SML1	SGL25T	SGU25P
	100	1-1/4	SAF10-S-04-GG-L	32.2	SAF10S04	SML	SGL25T	SGU25P
	100	1-1/2	SAF10-S-04-GG-L1	32.2	SAF10S04	SML1	SGL25T	SGU25P
	150 [Ⓞ]	1-1/4	SAF15-S-04-GG-L	33.5	SAF15S04	SML	SGL25T	SGU25P
	150 [Ⓞ]	1-1/2	SAF15-S-04-GG-L1	33.5	SAF15S04	SML1	SGL25T	SGU25P
	250	1-1/4	SAF25-S-04-GG-L	43.7	SAF25S04	SML	SGL40T	SGU40SS
	250	1-1/2	SAF25-S-04-GG-L1	43.7	SAF25S04	SML1	SGL40T	SGU40SS
	400	1-1/4	SAF40-S-04-GG-L	50.7	SAF40S04	SML	SGL40T	SGU40SS
	400	1-1/2	SAF40-S-04-GG-L	50.7	SAF40S04	SML1	SGL40T	SGU40SS

SAF Series

Hazardous location mogul base HID and compact fluorescent

High Pressure Sodium with Threaded Refractor and Guard 70-400 Watts

(Lamps not included)

Mounting Style	Lamp Watts ①	Conduit Size (in.)	Catalog Number 120/208/240/277V ②	Shipping Weight (lbs.)	Consists Of			
					Ballast Housing ②	Outlet Box	Globe ③	Guard
Rigid Pendant 	70	3/4	SAFR07-S-04-T5G-P	25.5	SAFR07S04	SMP	SRT25GL	SXP25WG
	70	1	SAFR07-S-04-T5G-P1	25.5	SAFR07S04	SMP1	SRT25GL	SXP25WG
	100	3/4	SAFR10-S-04-T5G-P	28.0	SAFR10S04	SMP	SRT25GL	SXP25WG
	100	1	SAFR10-S-04-T5G-P1	28.0	SAFR10S04	SMP1	SRT25GL	SXP25WG
	150 ③	3/4	SAFR15-S-04-T5G-P	29.6	SAFR15S04	SMP	SRT25GL	SXP25WG
	150 ③	1	SAFR15-S-04-T5G-P1	29.6	SAFR15S04	SMP1	SRT25GL	SXP25WG
	250	3/4	SAFR25-S-04-T5G-P	43.9	SAFR25S04	SMP	SRT25GL	SXP25WG
	250	1	SAFR25-S-04-T5G-P1	43.9	SAFR25S04	SMP1	SRT25GL	SXP25WG
Flexible Pendant 	70	3/4	SAFR07-S-04-T5G-F	25.5	SAFR07S04	SMF	SRT25GL	SXP25WG
	70	1	SAFR07-S-04-T5G-F1	25.5	SAFR07S04	SMF1	SRT25GL	SXP25WG
	100	3/4	SAFR10-S-04-T5G-F	28.0	SAFR10S04	SMF	SRT25GL	SXP25WG
	100	1	SAFR10-S-04-T5G-F1	28.0	SAFR10S04	SMF1	SRT25GL	SXP25WG
	150 ③	3/4	SAFR15-S-04-T5G-F1	29.6	SAFR15S04	SMF	SRT25GL	SXP25WG
	150 ③	1	SAFR15-S-04-T5G-F1	29.6	SAFR15S04	SMF1	SRT25GL	SXP25WG
Ceiling Mount 	70	3/4	SAFR07-S-04-T5G-C	27.7	SAFR07S04	SMC	SRT25GL	SXP25WG
	70	1	SAFR07-S-04-T5G-C1	27.7	SAFR07S04	SMC1	SRT25GL	SXP25WG
	100	3/4	SAFR10-S-04-T5G-C1	29.3	SAFR10S04	SMC	SRT25GL	SXP25WG
	100	1	SAFR10-S-04-T5G-C1	29.3	SAFR10S04	SMC1	SRT25GL	SXP25WG
	150 ③	3/4	SAFR15-S-04-T5G-C	30.9	SAFR15S04	SMC	SRT25GL	SXP25WG
	150 ③	1	SAFR15-S-04-T5G-C1	30.9	SAFR15S04	SMC1	SRT25GL	SXP25WG
	250	3/4	SAFR25-S-04-T5G-C	45.2	SAFR25S04	SMC	SRT25GL	SXP25WG
	250	1	SAFR25-S-04-T5G-C1	45.2	SAFR25S04	SMC1	SRT25GL	SXP25WG

To order fixtures with Auxiliary Quartz Circuit - add suffix "Q" to the Catalog No. (100 watt quartz lamp not included).

① All fixtures are designed for Mogul Base lamps, with the lamp mounted in base-up position.

② Fixtures and housings are with Multi-Tap ballast. For other ballast voltages, refer to Catalog Number Logic page.

③ Fixtures are for use with 55V (ANSI S55) lamps only. If a fixture or housing is required for use with 100V (ANSI S56) lamp, consult factory.



Refer to Certification Guide to determine suitability of individual fixture.

SAF Series

Hazardous location mogul base HID and compact fluorescent

High Pressure Sodium with Threaded Refractor and Guard 70-400 Watts (continued)

(Lamps not included)




Mounting Style	Lamp Watts ①	Conduit Size (in.)	Catalog Number 120/208/240/277V ②	Shipping Weight (lbs.)	Consists Of			
					Ballast Housing ②	Outlet Box	Globe ③	Guard
Wall Mount 	70	1-1/4	SAFR07-S-04-T5G-W	33.8	SAFR07S04	SMW	SRT25GL	SXP25WG
	70	1-1/2	SAFR07-S-04-T5G-W1	33.8	SAFR07S04	SMW1	SRT25GL	SXP25WG
	100	1-1/4	SAFR10-S-04-T5G-W	35.4	SAFR10S04	SMW	SRT25GL	SXP25WG
	100	1-1/2	SAFR10-S-04-T5G-W1	35.4	SAFR10S04	SMW1	SRT25GL	SXP25WG
	150 ③	1-1/4	SAFR15-S-04-T5G-W	37.0	SAFR15S04	SMW	SRT25GL	SXP25WG
	150 ③	1-1/2	SAFR15-S-04-T5G-W1	37.0	SAFR15S04	SMW1	SRT25GL	SXP25WG
	250	1-1/4	SAFR25-S-04-T5G-W	52.3	SAFR25S04	SMW	SRT25GL	SXP25WG
	250	1-1/2	SAFR25-S-04-T5G-W1	52.3	SAFR25S04	SMW1	SRT25GL	SXP25WG
25° Stanchion Mount 	70	1-1/4	SAFR07-S-04-T5G-S	31.6	SAFR07S04	SMS	SRT25GL	SXP25WG
	70	1-1/2	SAFR07-S-04-T5G-S1	31.6	SAFR07S04	SMS1	SRT25GL	SXP25WG
	100	1-1/4	SAFR10-S-04-T5G-S	33.2	SAFR10S04	SMS	SRT25GL	SXP25WG
	100	1-1/2	SAFR10-S-04-T5G-S1	33.2	SAFR10S04	SMS1	SRT25GL	SXP25WG
	150 ③	1-1/4	SAFR15-S-04-T5G-S	34.9	SAFR15S04	SMS	SRT25GL	SXP25WG
	150 ③	1-1/2	SAFR15-S-04-T5G-S1	34.9	SAFR15S04	SMS1	SRT25GL	SXP25WG
	250	1-1/4	SAFR25-S-04-T5G-S	50.2	SAFR25S04	SMS	SRT25GL	SXP25WG
	250	1-1/2	SAFR25-S-04-T5G-S1	50.2	SAFR25S04	SMS1	SRT25GL	SXP25WG
90° Stanchion Mount 	70	1-1/4	SAFR07-S-04-T5G-L	31.6	SAFR07S04	SML	SRT25GL	SXP25WG
	70	1-1/2	SAFR07-S-04-T5G-L1	31.6	SAFR07S04	SML1	SRT25GL	SXP25WG
	100	1-1/4	SAFR10-S-04-T5G-L	33.2	SAFR10S04	SML	SRT25GL	SXP25WG
	100	1-1/2	SAFR10-S-04-T5G-L1	33.2	SAFR10S04	SML1	SRT25GL	SXP25WG
	150 ③	1-1/4	SAFR15-S-04-T5G-L	34.9	SAFR15S04	SML	SRT25GL	SXP25WG
	150 ③	1-1/2	SAFR15-S-04-T5G-L1	34.9	SAFR15S04	SML1	SRT25GL	SXP25WG
	250	1-1/4	SAFR25-S-04-T5G-L	50.2	SAFR25S04	SML	SRT25GL	SXP25WG
	250	1-1/2	SAFR25-S-04-T5G-L1	50.2	SAFR25S04	SML1	SRT25GL	SXP25WG

SAF Series

Hazardous location mogul base HID and compact fluorescent

High Pressure Sodium with Refractor and Guard 70-400 Watts

(Lamps not included)

Mounting Style	Lamp Watts ①	Conduit Size (in.)	Catalog ③ Number 120/208/240/277V ②	Shipping Weight (lbs.)	Consists Of			
					Ballast Housing ②	Outlet Box	Refractor ③	Guard
Rigid Pendant 	70	3/4	SAF07-S-04-R5-G-P	31.4	SAF07S04	SMP	SRE25GL	SGU25W
	70	1	SAF07-S-04-R5-G-P1	31.4	SAF07S04	SMP1	SRE25GL	SGU25W
	100	3/4	SAF10-S-04-R5-G-P	31.4	SAF10S04	SMP	SRE25GL	SGU25W
	100	1	SAF10-S-04-R5-G-P1	31.4	SAF10S04	SMP1	SRE25GL	SGU25W
	150 ④	3/4	SAF15-S-04-R5-G-P	32.7	SAF15S04	SMP	SRE25GL	SGU25W
	150 ④	1	SAF15-S-04-R5-G-P1	32.7	SAF15S04	SMP1	SRE25GL	SGU25W
	250	3/4	SAF25-S-04-R5-G-P	43.0	SAF25S04	SMP	SRE45GL	SGU25W
	250	1	SAF25-S-04-R5-G-P1	43.0	SAF25S04	SMP1	SRE45GL	SGU25W
	400	3/4	SAF40-S-04-R5-G-P	50.0	SAF40S04	SMP	SRE45GL	SGU25W
400	1	SAF40-S-04-R5-G-P1	50.0	SAF40S04	SMP1	SRE45GL	SGU25W	
Flexible Pendant 	70	3/4	SAF07-S-04-R5-G-F	31.4	SAF07S04	SMF	SRE25GL	SGU25W
	70	1	SAF07-S-04-R5-G-F1	31.4	SAF07S04	SMF1	SRE25GL	SGU25W
	100	3/4	SAF10-S-04-R5-G-F	31.4	SAF10S04	SMF	SRE25GL	SGU25W
	100	1	SAF10-S-04-R5-G-F1	31.4	SAF10S04	SMF1	SRE25GL	SGU25W
	150 ④	3/4	SAF15-S-04-R5-G-F	32.7	SAF15S04	SMF	SRE25GL	SGU25W
	150 ④	1	SAF15-S-04-R5-G-F1	32.7	SAF15S04	SMF1	SRE25GL	SGU25W
Ceiling Mount 	70	3/4	SAF07-S-04-R5-G-C	32.2	SAF07S04	SMC	SRE25GL	SGU25W
	70	1	SAF07-S-04-R5-G-C1	32.2	SAF07S04	SMC1	SRE25GL	SGU25W
	100	3/4	SAF10-S-04-R5-G-C	32.2	SAF10S04	SMC	SRE25GL	SGU25W
	100	1	SAF10-S-04-R5-G-C1	32.2	SAF10S04	SMC1	SRE25GL	SGU25W
	150 ④	3/4	SAF15-S-04-R5-G-C	33.5	SAF15S04	SMC	SRE25GL	SGU25W
	150 ④	1	SAF15-S-04-R5-G-C1	33.5	SAF15S04	SMC1	SRE25GL	SGU25W
	250	3/4	SAF25-S-04-R5-G-C	43.7	SAF25S04	SMC	SRE45GL	SGU25W
	250	1	SAF25-S-04-R5-G-C1	43.7	SAF25S04	SMC1	SRE45GL	SGU25W
	400	3/4	SAF40-S-04-R5-G-C	50.7	SAF40S04	SMC	SRE45GL	SGU25W
	400	1	SAF40-S-04-R5-G-C1	50.7	SAF40S04	SMC1	SRE45GL	SGU25W

To order fixtures with Auxiliary Quartz Circuit - add suffix "Q" to the Catalog No. (100 watt quartz lamp not included).

① All fixtures are designed for Mogul Base lamps, with the lamp mounted in base-up position.

② Fixtures and housings are with Multi-Tap ballast. For other ballast voltages, refer to Catalog Number Logic page.

③ Catalog Nos. shown are for fixtures with IES Type V closed bottom glass refractors, for other type refractors, refer to Catalog Number Logic page.

④ Fixtures are for use with 55V (ANSI S55) lamps only. If a fixture or housing is required for use with 100V (ANSI S56) lamp, consult factory.




Refer to Certification Guide to determine suitability of individual fixture.

SAF Series

Hazardous location mogul base HID and compact fluorescent

High Pressure Sodium with Refractor and Guard 70-400 Watts (continued)

(Lamps not included)

Mounting Style	Lamp Watts ①	Conduit Size (in.)	Catalog ③ Number 120/208/240/277V ②	Shipping Weight (lbs.)	Consists Of			
					Ballast Housing ②	Outlet Box	Refractor ③	Guard
Wall Mount 	70	1-1/4	SAF07-S-04-R5-G-W	35.9	SAF07S04	SMW	SRE25GL	SGU25W
	70	1-1/2	SAF07-S-04-R5-G-W1	35.9	SAF07S04	SMW1	SRE25GL	SGU25W
	100	1-1/4	SAF10-S-04-R5-G-W	35.9	SAF10S04	SMW	SRE25GL	SGU25W
	100	1-1/2	SAF10-S-04-R5-G-W1	35.9	SAF10S04	SMW1	SRE25GL	SGU25W
	150④	1-1/4	SAF15-S-04-R5-G-W	37.2	SAF15S04	SMW	SRE25GL	SGU25W
	150④	1-1/2	SAF15-S-04-R5-G-W1	37.2	SAF15S04	SMW1	SRE25GL	SGU25W
	250	1-1/4	SAF25-S-04-R5-G-W	47.5	SAF25S04	SMW	SRE45GL	SGU25W
	250	1-1/2	SAF25-S-04-R5-G-W1	47.5	SAF25S04	SMW1	SRE45GL	SGU25W
	400	1-1/4	SAF40-S-04-R5-G-W	47.5	SAF40S04	SMW	SRE45GL	SGU25W
	400	1-1/2	SAF40-S-04-R5-G-W1	47.5	SAF40S04	SMW1	SRE45GL	SGU25W
25° Stanchion Mount 	70	1-1/4	SAF07-S-04-R5-G-S	34.0	SAF07S04	SMS	SRE25GL	SGU25W
	70	1-1/2	SAF07-S-04-R5-G-S1	34.0	SAF07S04	SMS1	SRE25GL	SGU25W
	100	1-1/4	SAF10-S-04-R5-G-S	34.0	SAF10S04	SMS	SRE25GL	SGU25W
	100	1-1/2	SAF10-S-04-R5-G-S1	34.0	SAF10S04	SMS1	SRE25GL	SGU25W
	150④	1-1/4	SAF15-S-04-R5-G-S	35.3	SAF15S04	SMS	SRE25GL	SGU25W
	150④	1-1/2	SAF15-S-04-R5-G-S1	35.3	SAF15S04	SMS1	SRE25GL	SGU25W
	250	1-1/4	SAF25-S-04-R5-G-S	47.1	SAF25S04	SMS	SRE45GL	SGU25W
	250	1-1/2	SAF25-S-04-R5-G-S1	47.1	SAF25S04	SMS1	SRE45GL	SGU25W
	400	1-1/4	SAF40-S-04-R5-G-S	47.1	SAF40S04	SMS	SRE45GL	SGU25W
	400	1-1/2	SAF40-S-04-R5-G-S1	47.1	SAF40S04	SMS1	SRE45GL	SGU25W
90° Stanchion Mount 	70	1-1/4	SAF07-S-04-R5-G-L	34.0	SAF07S04	SML	SRE25GL	SGU25W
	70	1-1/2	SAF07-S-04-R5-G-L1	34.0	SAF07S04	SML1	SRE25GL	SGU25W
	100	1-1/4	SAF10-S-04-R5-G-L	34.0	SAF10S04	SML	SRE25GL	SGU25W
	100	1-1/2	SAF10-S-04-R5-G-L1	34.0	SAF10S04	SML1	SRE25GL	SGU25W
	150④	1-1/4	SAF15-S-04-R5-G-L	35.3	SAF15S04	SML	SRE25GL	SGU25W
	150④	1-1/2	SAF15-S-04-R5-G-L1	35.3	SAF15S04	SML1	SRE25GL	SGU25W
	250	1-1/4	SAF25-S-04-R5-G-L	47.1	SAF25S04	SML	SRE45GL	SGU25W
	250	1-1/2	SAF25-S-04-R5-G-L1	47.1	SAF25S04	SML1	SRE45GL	SGU25W
	400	1-1/4	SAF40-S-04-R5-G-L	47.1	SAF40S04	SML	SRE45GL	SGU25W
	400	1-1/2	SAF40-S-04-R5-G-L1	47.1	SAF40S04	SML1	SRE45GL	SGU25W

SAF Series

Hazardous location mogul base HID and compact fluorescent

Metal Halide with Globe and Guard 70-400 Watts

(Lamps not included)

Mounting Style	Lamp Watts ①	Conduit Size (in.)	Catalog ③ Number 120/208/240/277V ②	Shipping Weight (lbs.)	Consists Of			
					Ballast Housing ②	Outlet Box	Globe ③	Guard
Rigid Pendant 	70	3/4	SAF07-H-04-GG-P	27.3	SAF07H04	SMP	SGL25T	SGU25P
	70	1	SAF07-H-04-GG-P1	27.3	SAF07H04	SMP1	SGL25T	SGU25P
	175	3/4	SAF17-H-04-GG-P-PS	30.2	SAF17H04PS	SMP	SGL25T	SGU25P
	175	1	SAF17-H-04-GG-P1-PS	30.2	SAF17H04PS	SMP1	SGL25T	SGU25P
	250	3/4	SAF25-H-04-GG-P-PS	32.4	SAF25H04PS	SMP	SGL25T	SGU25P
	250	1	SAF25-H-04-GG-P1-PS	32.4	SAF25H04PS	SMP1	SRE25GL	SGU25P
	400	3/4	SAF40-H-04-GG-P-PS	44.3	SAF40H04PS	SMP	SGL40T	SGU40SS
400	1	SAF40-H-04-GG-P1-PS	44.3	SAF40H04PS	SMP1	SGL40T	SGU40SS	
Flexible Pendant 	70	3/4	SAF07-H-04-GG-F	26.8	SAF07H04	SMF	SGL25T	SGU25P
	70	1	SAF07-H-04-GG-F1	26.8	SAF07H04	SMF1	SGL25T	SGU25P
	175	3/4	SAF17-H-04-GG-F-PS	30.2	SAF17H04PS	SMF	SGL25T	SGU25P
	175	1	SAF17-H-04-GG-F1-PS	30.2	SAF17H04PS	SMF1	SGL25T	SGU25P
	250	3/4	SAF25-H-04-GG-F-PS	32.4	SAF25H04PS	SMF	SGL25T	SGU25P
	250	1	SAF25-H-04-GG-F1-PS	32.4	SAF25H04PS	SMF1	SGL25T	SGU25P
	400	3/4	SAF40-H-04-GG-F-PS	42.7	SAF40H04PS	SMF	SGL40T	SGU40SS
400	1	SAF40-H-04-GG-F1-PS	42.7	SAF40H04PS	SMF1	SGL40T	SGU40SS	
Ceiling Mount 	70	3/4	SAF07-H-04-GG-C	28.1	SAF07H04	SMC	SGL25T	SGU25P
	70	1	SAF07-H-04-GG-C1	28.1	SAF07H04	SMC1	SGL25T	SGU25P
	175	3/4	SAF17-H-04-GG-C-PS	30.5	SAF17H04PS	SMC	SGL25T	SGU25P
	175	1	SAF17-H-04-GG-C1-PS	30.5	SAF17H04PS	SMC1	SGL25T	SGU25P
	250	3/4	SAF25-H-04-GG-C-PS	33.0	SAF25H04PS	SMC	SGL25T	SGU25P
	250	1	SAF25-H-04-GG-C1-PS	33.0	SAF25H04PS	SMC1	SGL25T	SGU25P
	400	3/4	SAF40-H-04-GG-C-PS	45.3	SAF40H04PS	SMC	SGL40T	SGU40SS
400	1	SAF40-H-04-GG-C1-PS	45.3	SAF40H04PS	SMC1	SGL40T	SGU40SS	

To order fixtures with Auxiliary Quartz Circuit - add suffix "Q" to the Catalog No. (100 watt quartz lamp not included).

① All fixtures are designed for Mogul Base lamps, with the lamp mounted in base-up position.

② Fixtures and housings are with Multi-Tap ballast. For other ballast voltages, refer to Catalog Number Logic page.

③ Fixtures are for use with 55V (ANSI S55) lamps only. If a fixture or housing is required for use with 100V (ANSI S56) lamp, consult factory.




Refer to Certification Guide to determine suitability of individual fixture.

SAF Series

Hazardous location mogul base HID and compact fluorescent

Metal Halide with Globe and Guard 70-400 Watts

(Lamps not included)

Mounting Style	Lamp Watts ①	Conduit Size (in.)	Catalog ③ Number 120/208/240/277V ②	Shipping Weight (lbs.)	Consists Of			
					Ballast Housing ②	Outlet Box	Globe ③	Guard
Wall Mount 	70	3/4	SAF07-H-04-GG-W-PS	29.7	SAF07H04PS	SMW	SGL25T	SGU25P
	70	1	SAF07-H-04-GG-W1-PS	29.7	SAF07H04PS	SMW1	SGL25T	SGU25P
	175	3/4	SAF17-H-04-GG-W-PS	34.1	SAF17H04PS	SMW	SGL25T	SGU25P
	175	1	SAF17-H-04-GG-W1-PS	34.1	SAF17H04PS	SMW1	SGL25T	SGU25P
	250	3/4	SAF25-H-04-GG-W-PS	36.7	SAF25H04PS	SMW	SGL25T	SGU25P
	250	1	SAF25-H-04-GG-W1-PS	36.7	SAF25H04PS	SMW1	SGL25T	SGU25P
	400	3/4	SAF40-H-04-GG-W-PS	51.1	SAF40H04PS	SMW	SGL40T	SGU40SS
	400	1	SAF40-H-04-GG-W1-PS	51.1	SAF40H04PS	SMW1	SGL40T	SGU40SS
25° Stanchion Mount 	70	3/4	SAF07-H-04-GG-S-PS	28.5	SAF07H04PS	SMS	SGL25T	SGU25P
	70	1	SAF07-H-04-GG-S1-PS	28.5	SAF07H04PS	SMS1	SGL25T	SGU25P
	175	3/4	SAF17-H-04-GG-S-PS	32.7	SAF17H04PS	SMS	SGL25T	SGU25P
	175	1	SAF17-H-04-GG-S1-PS	32.7	SAF17H04PS	SMS1	SGL25T	SGU25P
	250	3/4	SAF25-H-04-GG-S-PS	34.8	SAF25H04PS	SMS	SGL25T	SGU25P
	250	1	SAF25-H-04-GG-S1-PS	34.8	SAF25H04PS	SMS1	SGL25T	SGU25P
	400	3/4	SAF40-H-04-GG-S-PS	47.1	SAF40H04PS	SMS	SGL40T	SGU40SS
	400	1	SAF40-H-04-GG-S1-PS	47.1	SAF40H04PS	SMS1	SGL40T	SGU40SS
90° Stanchion Mount 	70	3/4	SAF07-H-04-GG-L-PS	28.5	SAF07H04PS	SML	SGL25T	SGU25P
	70	1	SAF07-H-04-GG-L1-PS	28.5	SAF07H04PS	SML1	SGL25T	SGU25P
	175	3/4	SAF17-H-04-GG-L-PS	32.7	SAF17H04PS	SML	SGL25T	SGU25P
	175	1	SAF17-H-04-GG-L1-PS	32.7	SAF17H04PS	SML1	SGL25T	SGU25P
	250	3/4	SAF25-H-04-GG-L-PS	34.8	SAF25H04PS	SML	SGL25T	SGU25P
	250	1	SAF25-H-04-GG-L1-PS	34.8	SAF25H04PS	SML1	SGL25T	SGU25P
	400	3/4	SAF40-H-04-GG-L-PS	47.1	SAF40H04PS	SML	SGL40T	SGU40SS
	400	1	SAF40-H-04-GG-L1-PS	47.1	SAF40H04PS	SML1	SGL40T	SGU40SS

To order fixtures with Auxiliary Quartz Circuit - add suffix "Q" to the Catalog No. (100 watt quartz lamp not included).

① All fixtures are designed for Mogul Base lamps, with the lamp mounted in base-up position.

② Fixtures and housings are with Multi-Tap ballast. For other ballast voltages, refer to Catalog Number Logic page.

③ Fixtures are for use with 55V (ANSI S55) lamps only. If a fixture or housing is required for use with 100V (ANSI S56) lamp, consult factory.




Refer to Certification Guide to determine suitability of individual fixture.

SAF Series

Hazardous location mogul base HID and compact fluorescent

Metal Halide with Threaded Refractor and Guard 70-400 Watts

(Lamps not included)

Mounting Style	Lamp Watts ①	Conduit Size (in.)	Catalog ③ Number 120/208/240/277V ②	Shipping Weight (lbs.)	Consists Of			
					Ballast Housing ②	Outlet Box	Globe ③	Guard
 <p>Rigid Pendant</p>	70	3/4	SAFR07-H-04-T5G-P	26.3	SAFR07H04	SMP	SRT25GL	SXP25WG
	70	1	SAFR07-H-04-T5G-P1	26.3	SAFR07H04	SMP1	SRT25GL	SXP25WG
	175	3/4	SAFR17-H-04-T5G-P-PS	28.1	SAFR17H04PS	SMP	SRT25GL	SXP25WG
	175	1	SAFR17-H-04-T5G-P1-PS	28.1	SAFR17H04PS	SMP1	SRT25GL	SXP25WG
	250	3/4	SAFR25-H-04-T5G-P-PS	30.4	SAFR25H04PS	SMP	SRT25GL	SXP25WG
	250	1	SAFR25-H-04-T5G-P1-PS	30.4	SAFR25H04PS	SMP1	SRT25GL	SXP25WG
 <p>Flexible Pendant</p>	70	3/4	SAFR07-H-04-T5G-F	26.3	SAFR07H04	SMF	SRT25GL	SXP25WG
	70	1	SAFR07-H-04-T5G-F1	26.3	SAFR07H04	SMF1	SRT25GL	SXP25WG
	175	3/4	SAFR17-H-04-T5G-F-PS	28.1	SAFR17H04PS	SMF	SRT25GL	SXP25WG
	175	1	SAFR17-H-04-T5G-F1-PS	28.1	SAFR17H04PS	SMF1	SRT25GL	SXP25WG
	250	3/4	SAFR25-H-04-T5G-F-PS	30.4	SAFR25H04PS	SMF	SRT25GL	SXP25WG
	250	1	SAFR25-H-04-T5G-F1-PS	30.4	SAFR25H04PS	SMF1	SRT25GL	SXP25WG
 <p>Ceiling Mount</p>	70	3/4	SAFR07-H-04-T5G-C	27.4	SAFR07H04	SMC	SRT25GL	SXP25WG
	70	1	SAFR07-H-04-T5G-C1	27.4	SAFR07H04	SMC1	SRT25GL	SXP25WG
	175	3/4	SAFR17-H-04-T5G-C-PS	29.3	SAFR17H04PS	SMC	SRT25GL	SXP25WG
	175	1	SAFR17-H-04-T5G-C1-PS	29.3	SAFR17H04PS	SMC1	SRT25GL	SXP25WG
	250	3/4	SAFR25-H-04-T5G-C-PS	31.0	SAFR25H04PS	SMC	SRT25GL	SXP25WG
	250	1	SAFR25-H-04-T5G-C1-PS	31.0	SAFR25H04PS	SMC1	SRT25GL	SXP25WG

To order fixtures with Auxiliary Quartz Circuit - add suffix "Q" to the Catalog No. (100 watt quartz lamp not included).

① All fixtures are designed for Mogul Base lamps, with the lamp mounted in base-up position.

② Fixtures and housings are with Multi-Tap ballast. For other ballast voltages, refer to Catalog Number Logic page.

③ Fixtures are for use with 55V (ANSI S55) lamps only. If a fixture or housing is required for use with 100V (ANSI S56) lamp, consult factory.

Refer to Certification Guide to determine suitability of individual fixture.




Fixtures with Refractors are not suitable to be ordered with reflectors.

SAF Series

Hazardous location mogul base HID and compact fluorescent

Metal Halide with Threaded Refractor and Guard 70-400 Watts (continued)

(Lamps not included)

Mounting Style	Lamp Watts ①	Conduit Size (in.)	Catalog ③ Number 120/208/240/277V ②	Shipping Weight (lbs.)	Consists Of			
					Ballast Housing ②	Outlet Box	Globe ③	Guard
Wall Mount 	70	1-1/4	SAFR07-H-04-T5G-W	33.5	SAFR07H04	SMW	SRT25GL	SXP25WG
	70	1-1/2	SAFR07-H-04-T5G-W1	33.5	SAFR07H04	SMW1	SRT25GL	SXP25WG
	175	1-1/4	SAFR17-H-04-T5G-W-PS	35.4	SAFR17H04PS	SMW	SRT25GL	SXP25WG
	175	1-1/2	SAFR17-H-04-T5G-W1-PS	35.4	SAFR17H04PS	SMW1	SRT25GL	SXP25WG
	250	1-1/4	SAFR25-H-04-T5G-W-PS	37.7	SAFR25H04PS	SMW	SRT25GL	SXP25WG
	250	1-1/2	SAFR25-H-04-T5G-W1-PS	37.7	SAFR25H04PS	SMW1	SRT25GL	SXP25WG
25° Stanchion Mount 	70	1-1/4	SAFR07-H-04-T5G-S	31.5	SAFR07H04	SMS	SRT25GL	SXP25WG
	70	1-1/2	SAFR07-H-04-T5G-S1	31.5	SAFR07H04	SMS1	SRT25GL	SXP25WG
	175	1-1/4	SAFR17-H-04-T5G-S-PS	33.3	SAFR17H04PS	SMS	SRT25GL	SXP25WG
	175	1-1/2	SAFR17-H-04-T5G-S1-PS	33.3	SAFR17H04PS	SMS1	SRT25GL	SXP25WG
	250	1-1/4	SAFR25-H-04-T5G-S-PS	35.8	SAFR25H04PS	SMS	SRT25GL	SXP25WG
	250	1-1/2	SAFR25-H-04-T5G-S1-PS	35.8	SAFR25H04PS	SMS1	SRT25GL	SXP25WG
90° Stanchion Mount 	70	1-1/4	SAFR07-H-04-T5G-L	31.5	SAFR07H04	SML	SRT25GL	SXP25WG
	70	1-1/2	SAFR07-H-04-T5G-L1	31.5	SAFR07H04	SML1	SRT25GL	SXP25WG
	175	1-1/4	SAFR17-H-04-T5G-L-PS	33.3	SAFR17H04PS	SML	SRT25GL	SXP25WG
	175	1-1/2	SAFR17-H-04-T5G-L1-PS	33.3	SAFR17H04PS	SML1	SRT25GL	SXP25WG
	250	1-1/4	SAFR25-H-04-T5G-L-PS	35.8	SAFR25H04PS	SML	SRT25GL	SXP25WG
	250	1-1/2	SAFR25-H-04-T5G-L1-PS	35.8	SAFR25H04PS	SML1	SRT25GL	SXP25WG

To order fixtures with Auxiliary Quartz Circuit - add suffix "Q" to the Catalog No. (100 watt quartz lamp not included).

① All fixtures are designed for Mogul Base lamps, with the lamp mounted in base-up position.

② Fixtures and housings are with Multi-Tap ballast. For other ballast voltages, refer to Catalog Number Logic page.

③ Fixtures are for use with 55V (ANSI S55) lamps only. If a fixture or housing is required for use with 100V (ANSI S56) lamp, consult factory.

Refer to Certification Guide to determine suitability of individual fixture.




Fixtures with Refractors are not suitable to be ordered with reflectors.

SAF Series

Hazardous location mogul base HID and compact fluorescent

Metal Halide with Refractor and Guard 70-400 Watts

(Lamps not included)

Mounting Style	Lamp Watts ①	Conduit Size (in.)	Catalog ③ Number 120/208/240/277V ②	Shipping Weight (lbs.)	Consists Of			
					Ballast Housing②	Outlet Box	Refractor ③	Guard
Rigid Pendant 	70	3/4	SAF07-H-04-R5-G-P	32.5	SAF07H04	SMP	SRE25GL	SGU25W
	70	1	SAF07-H-04-R5-G-P1	32.5	SAF07H04	SMP1	SRE25GL	SGU25W
	175	3/4	SAF17-H-04-R5-G-P-PS	34.4	SAF17H04PS	SMP	SRE25GL	SGU25W
	175	1	SAF17-H-04-R5-G-P1-PS	34.4	SAF17H04PS	SMP1	SRE25GL	SGU25W
	250	3/4	SAF25-H-04-R5-G-P-PS	36.6	SAF25H04PS	SMP	SRE25GL	SGU25W
	250	1	SAF25-H-04-R5-G-P1-PS	36.6	SAF25H04PS	SMP1	SRE25GL	SGU25W
	400	3/4	SAF40-H-04-R5-G-P-PS	44.0	SAF40H04PS	SMP	SRE45GL	SGU25W
	400	1	SAF40-H-04-R5-G-P1-PS	44.0	SAF40H04PS	SMP1	SRE45GL	SGU25W
Flexible Pendant 	70	3/4	SAF07-H-04-R5-G-F	32.5	SAF07H04	SMF	SRE25GL	SGU25W
	70	1	SAF07-H-04-R5-G-F1	32.5	SAF07H04	SMF1	SRE25GL	SGU25W
	175	3/4	SAF17-H-04-R5-G-F-PS	34.4	SAF17H04PS	SMF	SRE25GL	SGU25W
	175	1	SAF17-H-04-R5-G-F1-PS	34.4	SAF17H04PS	SMF1	SRE25GL	SGU25W
	250	3/4	SAF25-H-04-R5-G-F1-PS	36.6	SAF25H04PS	SMF	SRE25GL	SGU25W
	250	1	SAF25-H-04-R5-G-F1-PS	36.6	SAF25H04PS	SMF1	SRE25GL	SGU25W
	400	3/4	SAF40-H-04-R5-G-F-PS	44.0	SAF40H04PS	SMF	SRE45GL	SGU25W
	400	1	SAF40-H-04-R5-G-F1-PS	44.0	SAF40H04PS	SMF1	SRE45GL	SGU25W
Ceiling Mount 	70	3/4	SAF07-H-04-R5-G-C	32.2	SAF07H04	SMC	SRE25GL	SGU25W
	70	1	SAF07-H-04-R5-G-C1	32.2	SAF07H04	SMC1	SRE25GL	SGU25W
	175	3/4	SAF17-H-04-R5-G-C-PS	35.3	SAF17H04PS	SMC	SRE25GL	SGU25W
	175	1	SAF17-H-04-R5-G-C1-PS	35.3	SAF17H04PS	SMC1	SRE25GL	SGU25W
	250	3/4	SAF25-H-04-R5-G-C-PS	37.4	SAF25H04PS	SMC	SRE25GL	SGU25W
	250	1	SAF25-H-04-R5-G-C1-PS	37.4	SAF25H04PS	SMC1	SRE25GL	SGU25W
	400	3/4	SAF40-H-04-R5-G-C-PS	44.7	SAF40H04PS	SMC	SRE45GL	SGU25W
	400	1	SAF40-H-04-R5-G-C1-PS	44.7	SAF40H04PS	SMC1	SRE45GL	SGU25W

To order fixtures with Auxiliary Quartz Circuit - add suffix "Q" to the Catalog No. (100 watt quartz lamp not included).

① All fixtures are designed for Mogul Base lamps, with the lamp mounted in base-up position.

② Fixtures and housings are with Multi-Tap ballast. For other ballast voltages, refer to Catalog Number Logic page.

③ Catalog Nos. shown are for fixtures with IES Type V closed bottom glass refractors, for other type refractors, refer to Catalog Number Logic page.

Refer to Certification Guide to determine suitability of individual fixture.




Fixtures with Refractors are not suitable to be ordered with reflectors.

SAF Series

Hazardous location mogul base HID and compact fluorescent

Metal Halide with Refractor and Guard 70-400 Watts (continued)

(Lamps not included)

Mounting Style	Lamp Watts ①	Conduit Size (in.)	Catalog ③ Number 120/208/240/277V ②	Shipping Weight (lbs.)	Consists Of			
					Ballast Housing ②	Outlet Box	Refractor ③	Guard
Wall Mount 	70	3/4	SAF07-H-04-R5-G-W	36.4	SAF07H04	SMW	SRE25GL	SGU25W
	70	1	SAF07-H-04-R5-G-W1	36.4	SAF07H04	SMW1	SRE25GL	SGU25W
	175	3/4	SAF17-H-04-R5-G-W-PS	38.9	SAF17H04PS	SMW	SRE25GL	SGU25W
	175	1	SAF17-H-04-R5-G-W1-PS	38.9	SAF17H04PS	SMW1	SRE25GL	SGU25W
	250	3/4	SAF25-H-04-R5-G-W-PS	41.1	SAF25H04PS	SMW	SRE45GL	SGU25W
	250	1	SAF25-H-04-R5-G-W1-PS	41.1	SAF25H04PS	SMW1	SRE45GL	SGU25W
	400	3/4	SAF40-H-04-R5-G-W-PS	48.5	SAF40H04PS	SMW	SRE45GL	SGU25W
	400	1	SAF40-H-04-R5-G-W1-PS	48.5	SAF40H04PS	SMW1	SRE45GL	SGU25W
25° Stanchion Mount 	70	1-1/4	SAF07-H-04-R5-G-S	36.4	SAFH07S04	SMS	SRE25GL	SGU25W
	70	1-1/2	SAF07-H-04-R5-G-S1	36.4	SAFH07S04	SMS1	SRE25GL	SGU25W
	175	1-1/4	SAF17-H-04-R5-G-S-PS	38.9	SAF17H04PS	SMS	SRE25GL	SGU25W
	175	1-1/2	SAF17-H-04-R5-G-S1-PS	38.9	SAF17H04PS	SMS1	SRE25GL	SGU25W
	250	1-1/4	SAF25-H-04-R5-G-S-PS	41.1	SAF25H04PS	SMS	SRE45GL	SGU25W
	250	1-1/2	SAF25-H-04-R5-G-S1-PS	41.1	SAF25H04PS	SMS1	SRE45GL	SGU25W
	400	1-1/4	SAF40-H-04-R5-G-S-PS	48.5	SAF40H04PS	SMS	SRE45GL	SGU25W
	400	1-1/2	SAF40-H-04-R5-G-S1-PS	48.5	SAF40H04PS	SMS1	SRE45GL	SGU25W
90° Stanchion Mount 	70	1-1/4	SAF07-H-04-R5-G-L	35.2	SAF07H04	SML	SRE25GL	SGU25W
	70	1-1/2	SAF07-H-04-R5-G-L1	35.2	SAF07H04	SML1	SRE25GL	SGU25W
	175	1-1/4	SAF17-H-04-R5-G-L-PS	37.1	SAF17H04PS	SML	SRE25GL	SGU25W
	175	1-1/2	SAF17-H-04-R5-G-L1-PS	37.1	SAF17H04PS	SML1	SRE25GL	SGU25W
	250	1-1/4	SAF25-H-04-R5-G-L-PS	39.2	SAF25H04PS	SML	SRE45GL	SGU25W
	250	1-1/2	SAF25-H-04-R5-G-L1-PS	39.2	SAF25H04PS	SML1	SRE45GL	SGU25W
	400	1-1/4	SAF40-H-04-R5-G-L-PS	46.5	SAF40H04PS	SML	SRE45GL	SGU25W
	400	1-1/2	SAF40-H-04-R5-G-L1-PS	46.5	SAF40H04PS	SML1	SRE45GL	SGU25W

To order fixtures with Auxiliary Quartz Circuit - add suffix "Q" to the Catalog No. (100 watt quartz lamp not included).

① All fixtures are designed for Mogul Base lamps, with the lamp mounted in base-up position.

② Fixtures and housings are with Multi-Tap ballast. For other ballast voltages, refer to Catalog Number Logic page.

③ Catalog Nos. shown are for fixtures with IES Type V closed bottom glass refractors, for other type refractors, refer to Catalog Number Logic page.




Fixtures with Refractors are not suitable to be ordered with reflectors.

SAF Series

Hazardous location mogul base HID and compact fluorescent

Fluorescent with Globe and Guard 26-84 Watts

(Lamps not included)

Mounting Style	Lamp Watts	Conduit Size (in.)	Catalog Number Universal Voltage ②	Shipping Weight (lbs.)	Consists Of			
					Ballast Housing②	Outlet Box	Globe	Guard
	26	3/4	SAF26-F-U-GG-P	17.6	SAF26FU	SMP	SGL25T	SGU25P
	26	1	SAF26-F-U-GG-P1	17.6	SAF26FU	SMP1	SGL25T	SGU25P
	32	3/4	SAF32-F-U-GG-P	17.6	SAF32FU	SMP	SGL25T	SGU25P
	32	1	SAF32-F-U-GG-P1	17.6	SAF32FU	SMP1	SGL25T	SGU25P
	42	3/4	SAF42-F-U-GG-P	17.6	SAF42FU	SMP	SGL25T	SGU25P
	42	1	SAF42-F-U-GG-P1	17.6	SAF42FU	SMP1	SGL25T	SGU25P
	52①	3/4	SAF52-F-U-GG-P	17.8	SAF52FU	SMP	SGL25T	SGU25P
	52①	1	SAF52-F-U-GG-P1	17.8	SAF52FU	SMP1	SGL25T	SGU25P
	64①	3/4	SAF64-F-U-GG-P	17.8	SAF64FU	SMP	SGL25T	SGU25P
	64①	1	SAF64-F-U-GG-P1	17.8	SAF64FU	SMP1	SGL25T	SGU25P
	84①	3/4	SAF84-F-U-GG-P	17.8	SAF84FU	SMP	SGL25T	SGU25P
	84①	1	SAF84-F-U-GG-P1	17.8	SAF84FU	SMP1	SGL25T	SGU25P
	26	3/4	SAF26-F-U-GG-F	17.6	SAF26FU	SMF	SGL25T	SGU25P
	26	1	SAF26-F-U-GG-F1	17.6	SAF26FU	SMF1	SGL25T	SGU25P
	32	3/4	SAF32-F-U-GG-F	17.6	SAF32FU	SMF	SGL25T	SGU25P
	32	1	SAF32-F-U-GG-F1	17.6	SAF32FU	SMF1	SGL25T	SGU25P
	42	3/4	SAF42-F-U-GG-F	17.6	SAF42FU	SMF	SGL25T	SGU25P
	42	1	SAF42-F-U-GG-F1	17.6	SAF42FU	SMF1	SGL25T	SGU25P
	52①	3/4	SAF52-F-U-GG-F	17.8	SAF52FU	SMF	SGL25T	SGU25P
	52①	1	SAF52-F-U-GG-F1	17.8	SAF52FU	SMF1	SGL25T	SGU25P
	64①	3/4	SAF64-F-U-GG-F	17.8	SAF64FU	SMF	SGL25T	SGU25P
	64①	1	SAF64-F-U-GG-F1	17.8	SAF64FU	SMF1	SGL25T	SGU25P
	84①	3/4	SAF84-F-U-GG-F	17.8	SAF84FU	SMF	SGL25T	SGU25P
	84①	1	SAF84-F-U-GG-F1	17.8	SAF84FU	SMF1	SGL25T	SGU25P
	26	3/4	SAF26-F-U-GG-C	18.0	SAF26FU	SMC	SGL25T	SGU25P
	26	1	SAF26-F-U-GG-C1	18.0	SAF26FU	SMC1	SGL25T	SGU25P
	32	3/4	SAF32-F-U-GG-C	18.0	SAF32FU	SMC	SGL25T	SGU25P
	32	1	SAF32-F-U-GG-C1	18.0	SAF32FU	SMC1	SGL25T	SGU25P
	42	3/4	SAF42-F-U-GG-C	18.0	SAF42FU	SMC	SGL25T	SGU25P
	42	1	SAF42-F-U-GG-C1	18.0	SAF42FU	SMC1	SGL25T	SGU25P
	52①	3/4	SAF52-F-U-GG-C	18.2	SAF52FU	SMC	SGL25T	SGU25P
	52①	1	SAF52-F-U-GG-C1	18.2	SAF52FU	SMC1	SGL25T	SGU25P
	64①	3/4	SAF64-F-U-GG-C	18.2	SAF64FU	SMC	SGL25T	SGU25P
	64①	1	SAF64-F-U-GG-C1	18.2	SAF64FU	SMC1	SGL25T	SGU25P
	84①	3/4	SAF84-F-U-GG-C	18.2	SAF84FU	SMC	SGL25T	SGU25P
	84①	1	SAF84-F-U-GG-C1	18.2	SAF84FU	SMC1	SGL25T	SGU25P

① 52 (2-26W Lamps); 64 (2-32W Lamps); 84 (2-42W Lamps)

② 120V thru 277V AC, 50/60HZ; 125V DC

SAF Series

Hazardous location mogul base HID and compact fluorescent

Fluorescent with Globe and Guard 26-84 Watts (continued)

(Lamps not included)

Mounting Style	Lamp Watts	Conduit Size (in.)	Catalog Number Universal Voltage ②	Shipping Weight (lbs.)	Consists Of			
					Ballast Housing②	Outlet Box	Globe	Guard
 Wall Mount	26	3/4	SAF26-F-U-GG-W	20.7	SAF26FU	SMW	SGL25T	SGU25P
	26	1	SAF26-F-U-GG-W1	20.7	SAF26FU	SMW1	SGL25T	SGU25P
	32	3/4	SAF32-F-U-GG-W	20.7	SAF32FU	SMW	SGL25T	SGU25P
	32	1	SAF32-F-U-GG-W1	20.7	SAF32FU	SMW1	SGL25T	SGU25P
	42	3/4	SAF42-F-U-GG-W	20.7	SAF42FU	SMW	SGL25T	SGU25P
	42	1	SAF42-F-U-GG-W1	20.7	SAF42FU	SMW1	SGL25T	SGU25P
	52①	3/4	SAF52-F-U-GG-W	20.9	SAF52FU	SMW	SGL25T	SGU25P
	52①	1	SAF52-F-U-GG-W1	20.9	SAF52FU	SMW1	SGL25T	SGU25P
	64①	3/4	SAF64-F-U-GG-W	20.9	SAF64FU	SMW	SGL25T	SGU25P
	64①	1	SAF64-F-U-GG-W1	20.9	SAF64FU	SMW1	SGL25T	SGU25P
	84①	3/4	SAF84-F-U-GG-W	20.9	SAF84FU	SMW	SGL25T	SGU25P
	84①	1	SAF84-F-U-GG-W1	20.9	SAF84FU	SMW1	SGL25T	SGU25P
 25° Stanchion Mount	26	1-1/4	SAF26-F-U-GG-S	18.6	SAF26FU	SMS	SGL25T	SGU25P
	26	1-1/2	SAF26-F-U-GG-S1	18.6	SAF26FU	SMS1	SGL25T	SGU25P
	32	1-1/4	SAF32-F-U-GG-S	18.6	SAF32FU	SMS	SGL25T	SGU25P
	32	1-1/2	SAF32-F-U-GG-S1	18.6	SAF32FU	SMS1	SGL25T	SGU25P
	42	1-1/4	SAF42-F-U-GG-S	18.6	SAF42FU	SMS	SGL25T	SGU25P
	42	1-1/2	SAF42-F-U-GG-S1	18.6	SAF42FU	SMS1	SGL25T	SGU25P
	52①	1-1/4	SAF52-F-U-GG-S	18.8	SAF52FU	SMS	SGL25T	SGU25P
	52①	1-1/2	SAF52-F-U-GG-S1	18.8	SAF52FU	SMS1	SGL25T	SGU25P
	64①	1-1/4	SAF64-F-U-GG-S	18.8	SAF64FU	SMS	SGL25T	SGU25P
	64①	1-1/2	SAF64-F-U-GG-S1	18.8	SAF64FU	SMS1	SGL25T	SGU25P
	84①	1-1/4	SAF84-F-U-GG-S	18.8	SAF84FU	SMS	SGL25T	SGU25P
	84①	1-1/2	SAF84-F-U-GG-S1	18.8	SAF84FU	SMS1	SGL25T	SGU25P
 90° Stanchion Mount	26	1-1/4	SAF26-F-U-GG-L	18.6	SAF26FU	SML	SGL25T	SGU25P
	26	1-1/2	SAF26-F-U-GG-L1	18.6	SAF26FU	SML1	SGL25T	SGU25P
	32	1-1/4	SAF32-F-U-GG-L	18.6	SAF32FU	SML	SGL25T	SGU25P
	32	1-1/2	SAF32-F-U-GG-L1	18.6	SAF32FU	SML1	SGL25T	SGU25P
	42	1-1/4	SAF42-F-U-GG-L	18.6	SAF42FU	SML	SGL25T	SGU25P
	42	1-1/2	SAF42-F-U-GG-L1	18.6	SAF42FU	SML1	SGL25T	SGU25P
	52①	1-1/4	SAF52-F-U-GG-L	18.8	SAF52FU	SML	SGL25T	SGU25P
	52①	1-1/2	SAF52-F-U-GG-L1	18.8	SAF52FU	SML1	SGL25T	SGU25P
	64①	1-1/4	SAF64-F-U-GG-L	18.8	SAF64FU	SML	SGL25T	SGU25P
	64①	1-1/2	SAF64-F-U-GG-L1	18.8	SAF64FU	SML1	SGL25T	SGU25P
	84①	1-1/4	SAF84-F-U-GG-L	18.8	SAF84FU	SML	SGL25T	SGU25P
	84①	1-1/2	SAF84-F-U-GG-L1	18.8	SAF84FU	SML1	SGL25T	SGU25P

① 52 (2-26W Lamps); 64 (2-32W Lamps); 84 (2-42W Lamps)




② 120V thru 277V AC, 50/60HZ; 125V DC

SAF Series

Hazardous location mogul base HID and compact fluorescent

Fluorescent with Threaded Refractor and Guard 26-84 Watts

(Lamps not included)

Mounting Style	Lamp Watts	Conduit Size (in.)	Catalog Number Universal Voltage ②	Shipping Weight (lbs.)	Consists Of			
					Ballast Housing②	Outlet Box	Refractor ③	Guard
Rigid Pendant 	26	3/4	SAFR26-F-U-T5G-P	22.4	SAFR26FU	SMP	SRT25GL	SXP25WG
	26	1	SAFR26-F-U-T5G-P1	22.4	SAFR26FU	SMP1	SRT25GL	SXP25WG
	32	3/4	SAFR32-F-U-T5G-P	22.4	SAFR32FU	SMP	SRT25GL	SXP25WG
	32	1	SAFR32-F-U-T5G-P1	22.4	SAFR32FU	SMP1	SRT25GL	SXP25WG
	42	3/4	SAFR42-F-U-T5G-P	22.4	SAFR42FU	SMP	SRT25GL	SXP25WG
	42	1	SAFR42-F-U-T5G-P1	22.4	SAFR42FU	SMP1	SRT25GL	SXP25WG
	52 ①	3/4	SAFR52-F-U-T5G-P	22.7	SAFR52FU	SMP	SRT25GL	SXP25WG
	52 ①	1	SAFR52-F-U-T5G-P1	22.7	SAFR52FU	SMP1	SRT25GL	SXP25WG
	64 ①	3/4	SAFR64-F-U-T5G-P	22.7	SAFR64FU	SMP	SRT25GL	SXP25WG
	64 ①	1	SAFR64-F-U-T5G-P1	22.7	SAFR64FU	SMP1	SRT25GL	SXP25WG
	84 ①	3/4	SAFR84-F-U-T5G-P	22.7	SAFR84FU	SMP	SRT25GL	SXP25WG
84 ①	1	SAFR84-F-U-T5G-P1	22.7	SAFR84FU	SMP1	SRT25GL	SXP25WG	
Flexible Pendant 	26	3/4	SAFR26-F-U-T5G-F	22.4	SAFR26FU	SMF	SRT25GL	SXP25WG
	26	1	SAFR26-F-U-T5G-F1	22.4	SAFR26FU	SMF1	SRT25GL	SXP25WG
	32	3/4	SAFR32-F-U-T5G-F	22.4	SAFR32FU	SMF	SRT25GL	SXP25WG
	32	1	SAFR32-F-U-T5G-F1	22.4	SAFR32FU	SMF1	SRT25GL	SXP25WG
	42	3/4	SAFR42-F-U-T5G-F	22.4	SAFR42FU	SMF	SRT25GL	SXP25WG
	42	1	SAFR42-F-U-T5G-F1	22.4	SAFR42FU	SMF1	SRT25GL	SXP25WG
	52 ①	3/4	SAFR52-F-U-T5G-F	22.7	SAFR52FU	SMF	SRT25GL	SXP25WG
	52 ①	1	SAFR52-F-U-T5G-F1	22.7	SAFR52FU	SMF1	SRT25GL	SXP25WG
	64 ①	3/4	SAFR64-F-U-T5G-F	22.7	SAFR64FU	SMF	SRT25GL	SXP25WG
	64 ①	1	SAFR64-F-U-T5G-F1	22.7	SAFR64FU	SMF1	SRT25GL	SXP25WG
	84 ①	3/4	SAFR84-F-U-T5G-F	22.7	SAFR84FU	SMF	SRT25GL	SXP25WG
84 ①	1	SAFR84-F-U-T5G-F1	22.7	SAFR84FU	SMF1	SRT25GL	SXP25WG	
Ceiling Mount 	26	3/4	SAFR26-F-U-T5G-C	22.8	SAFR26FU	SMC	SRT25GL	SXP25WG
	26	1	SAFR26-F-U-T5G-C1	22.8	SAFR26FU	SMC1	SRT25GL	SXP25WG
	32	3/4	SAFR32-F-U-T5G-C	22.8	SAFR32FU	SMC	SRT25GL	SXP25WG
	32	1	SAFR32-F-U-T5G-C1	22.8	SAFR32FU	SMC1	SRT25GL	SXP25WG
	42	3/4	SAFR42-F-U-T5G-C	22.8	SAFR42FU	SMC	SRT25GL	SXP25WG
	42	1	SAFR42-F-U-T5G-C1	22.8	SAFR42FU	SMC1	SRT25GL	SXP25WG
	52 ①	3/4	SAFR52-F-U-T5G-C	23.1	SAFR52FU	SMC	SRT25GL	SXP25WG
	52 ①	1	SAFR52-F-U-T5G-C1	23.1	SAFR52FU	SMC1	SRT25GL	SXP25WG
	64 ①	3/4	SAFR64-F-U-T5G-C	23.1	SAFR64FU	SMC	SRT25GL	SXP25WG
	64 ①	1	SAFR64-F-U-T5G-C1	23.1	SAFR64FU	SMC1	SRT25GL	SXP25WG
	84 ①	3/4	SAFR84-F-U-T5G-C	23.1	SAFR84FU	SMC	SRT25GL	SXP25WG
84 ①	1	SAFR84-F-U-T5G-C1	23.1	SAFR84FU	SMC1	SRT25GL	SXP25WG	

① 52 (2-26W Lamps); 64 (2-32W Lamps); 84 (2-42W Lamps)

② 120V thru 277V AC, 50/60HZ; 125V DC

③ Catalog Nos. shown are for fixtures with IES Type V closed bottom glass refractors, for other type refractors, refer to Catalog Number Logic




Fixtures with Refractors are not suitable to be ordered with reflectors.

SAF Series

Hazardous location mogul base HID and compact fluorescent

Fluorescent with Threaded Refractor and Guard 26-84 Watts (continued)

(Lamps not included)

Mounting Style	Lamp Watts	Conduit Size (in.)	Catalog Number Universal Voltage ②	Shipping Weight (lbs.)	Consists Of			
					Ballast Housing②	Outlet Box	Refractor ③	Guard
Wall Mount 	26	3/4	SAFR26-F-U-T5G-W	25.5	SAFR26FU	SMW	SRT25GL	SXP25WG
	26	1	SAFR26-F-U-T5G-W1	25.5	SAFR26FU	SMW1	SRT25GL	SXP25WG
	32	3/4	SAFR32-F-U-T5G-W	25.5	SAFR32FU	SMW	SRT25GL	SXP25WG
	32	1	SAFR32-F-U-T5G-W1	25.5	SAFR32FU	SMW1	SRT25GL	SXP25WG
	42	3/4	SAFR42-F-U-T5G-W	25.5	SAFR42FU	SMW	SRT25GL	SXP25WG
	42	1	SAFR42-F-U-T5G-W1	25.5	SAFR42FU	SMW1	SRT25GL	SXP25WG
	52 ①	3/4	SAFR52-F-U-T5G-W	25.8	SAFR52FU	SMW	SRT25GL	SXP25WG
	52 ①	1	SAFR52-F-U-T5G-W1	25.8	SAFR52FU	SMW1	SRT25GL	SXP25WG
	64 ①	3/4	SAFR64-F-U-T5G-W	25.8	SAFR64FU	SMW	SRT25GL	SXP25WG
	64 ①	1	SAFR64-F-U-T5G-W1	25.8	SAFR64FU	SMW1	SRT25GL	SXP25WG
	84 ①	3/4	SAFR84-F-U-T5G-W	25.8	SAFR84FU	SMW	SRT25GL	SXP25WG
84 ①	1	SAFR84-F-U-T5G-W1	25.8	SAFR84FU	SMW1	SRT25GL	SXP25WG	
25° Stanchion Mount 	26	1-1/4	SAFR26-F-U-T5G-S	23.4	SAFR26FU	SMS	SRT25GL	SXP25WG
	26	1-1/2	SAFR26-F-U-T5G-S1	23.4	SAFR26FU	SMS1	SRT25GL	SXP25WG
	32	1-1/4	SAFR32-F-U-T5G-S	23.4	SAFR32FU	SMS	SRT25GL	SXP25WG
	32	1-1/2	SAFR32-F-U-T5G-S1	23.4	SAFR32FU	SMS1	SRT25GL	SXP25WG
	42	1-1/4	SAFR42-F-U-T5G-S	23.4	SAFR42FU	SMS	SRT25GL	SXP25WG
	42	1-1/2	SAFR42-F-U-T5G-S1	23.4	SAFR42FU	SMS1	SRT25GL	SXP25WG
	52 ①	1-1/4	SAFR52-F-U-T5G-S	23.7	SAFR52FU	SMS	SRT25GL	SXP25WG
	52 ①	1-1/2	SAFR52-F-U-T5G-S1	23.7	SAFR52FU	SMS1	SRT25GL	SXP25WG
	64 ①	1-1/4	SAFR64-F-U-T5G-S	23.7	SAFR64FU	SMS	SRT25GL	SXP25WG
	64 ①	1-1/2	SAFR64-F-U-T5G-S1	23.7	SAFR64FU	SMS1	SRT25GL	SXP25WG
	84 ①	1-1/4	SAFR84-F-U-T5G-S	23.7	SAFR84FU	SMS	SRT25GL	SXP25WG
84 ①	1-1/2	SAFR84-F-U-T5G-S1	23.7	SAFR84FU	SMS1	SRT25GL	SXP25WG	
90° Stanchion Mount 	26	1-1/4	SAFR26-F-U-T5G-L	23.4	SAFR26FU	SML	SRT25GL	SXP25WG
	26	1-1/2	SAFR26-F-U-T5G-L1	23.4	SAFR26FU	SML1	SRT25GL	SXP25WG
	32	1-1/4	SAFR32-F-U-T5G-L	23.4	SAFR32FU	SML	SRT25GL	SXP25WG
	32	1-1/2	SAFR32-F-U-T5G-L1	23.4	SAFR32FU	SML1	SRT25GL	SXP25WG
	42	1-1/4	SAFR42-F-U-T5G-L	23.4	SAFR42FU	SML	SRT25GL	SXP25WG
	42	1-1/2	SAFR42-F-U-T5G-L1	23.4	SAFR42FU	SML1	SRT25GL	SXP25WG
	52 ①	1-1/4	SAFR52-F-U-T5G-L	23.7	SAFR52FU	SML	SRT25GL	SXP25WG
	52 ①	1-1/2	SAFR52-F-U-T5G-L1	23.7	SAFR52FU	SML1	SRT25GL	SXP25WG
	64 ①	1-1/4	SAFR64-F-U-T5G-L	23.7	SAFR64FU	SML	SRT25GL	SXP25WG
	64 ①	1-1/2	SAFR64-F-U-T5G-L1	23.7	SAFR64FU	SML1	SRT25GL	SXP25WG
	84 ①	1-1/4	SAFR84-F-U-T5G-L	23.7	SAFR84FU	SML	SRT25GL	SXP25WG
84 ①	1-1/2	SAFR84-F-U-T5G-L1	23.7	SAFR84FU	SML1	SRT25GL	SXP25WG	

① 52 (2-26W Lamps); 64 (2-32W Lamps); 84 (2-42W Lamps)

② 120V thru 277V AC, 50/60HZ; 125V DC




Fixtures with Refractors are not suitable to be ordered with reflectors.

SAF Series

Hazardous location mogul base HID and compact fluorescent

Fluorescent with Refractor and Guard 26-84 Watts

(Lamps not included)

Mounting Style	Lamp Watts	Conduit Size (in.)	Catalog Number Universal Voltage ②	Shipping Weight (lbs.)	Consists Of			
					Ballast Housing②	Outlet Box	Refractor ③	Guard
Rigid Pendant 	26	3/4	SAF26-F-U-R5G-P	17.6	SAF26FU	SMP	SRE25GL	SGU25W
	26	1	SAF26-F-U-R5G-P1	17.6	SAF26FU	SMP1	SRE25GL	SGU25W
	32	3/4	SAF32-F-U-R5G-P	17.6	SAF32FU	SMP	SRE25GL	SGU25W
	32	1	SAF32-F-U-R5G-P1	17.6	SAF32FU	SMP1	SRE25GL	SGU25W
	42	3/4	SAF42-F-U-R5G-P	17.6	SAF42FU	SMP	SRE25GL	SGU25W
	42	1	SAF42-F-U-R5G-P1	17.6	SAF42FU	SMP1	SRE25GL	SGU25W
	52 ①	3/4	SAF52-F-U-R5G-P	17.8	SAF52FU	SMP	SRE25GL	SGU25W
	52 ①	1	SAF52-F-U-R5G-P1	17.8	SAF52FU	SMP1	SRE25GL	SGU25W
	64 ①	3/4	SAF64-F-U-R5G-P	17.8	SAF64FU	SMP	SRE25GL	SGU25W
	64 ①	1	SAF64-F-U-R5G-P1	17.8	SAF64FU	SMP1	SRE25GL	SGU25W
Flexible Pendant 	26	3/4	SAF26-F-U-R5G-F	17.6	SAF26FU	SMF	SRE25GL	SGU25W
	26	1	SAF26-F-U-R5G-F1	17.6	SAF26FU	SMF1	SRE25GL	SGU25W
	32	3/4	SAF32-F-U-R5G-F	17.6	SAF32FU	SMF	SRE25GL	SGU25W
	32	1	SAF32-F-U-R5G-F1	17.6	SAF32FU	SMF1	SRE25GL	SGU25W
	42	3/4	SAF42-F-U-R5G-F	17.6	SAF42FU	SMF	SRE25GL	SGU25W
	42	1	SAF42-F-U-R5G-F1	17.6	SAF42FU	SMF1	SRE25GL	SGU25W
	52 ①	3/4	SAF52-F-U-R5G-F	17.8	SAF52FU	SMF	SRE25GL	SGU25W
	52 ①	1	SAF52-F-U-R5G-F1	17.8	SAF52FU	SMF1	SRE25GL	SGU25W
	64 ①	3/4	SAF64-F-U-R5G-F	17.8	SAF64FU	SMF	SRE25GL	SGU25W
	64 ①	1	SAF64-F-U-R5G-F1	17.8	SAF64FU	SMF1	SRE25GL	SGU25W
Ceiling Mount 	26	3/4	SAF26-F-U-R5G-C	18.0	SAF26FU	SMC	SRE25GL	SGU25W
	26	1	SAF26-F-U-R5G-C1	18.0	SAF26FU	SMC1	SRE25GL	SGU25W
	32	3/4	SAF32-F-U-R5G-C	18.0	SAF32FU	SMC	SRE25GL	SGU25W
	32	1	SAF32-F-U-R5G-C1	18.0	SAF32FU	SMC1	SRE25GL	SGU25W
	42	3/4	SAF42-F-U-R5G-C	18.0	SAF42FU	SMC	SRE25GL	SGU25W
	42	1	SAF42-F-U-R5G-C1	18.0	SAF42FU	SMC1	SRE25GL	SGU25W
	52 ①	3/4	SAF52-F-U-R5G-C	18.2	SAF52FU	SMC	SRE25GL	SGU25W
	52 ①	1	SAF52-F-U-R5G-C1	18.2	SAF52FU	SMC1	SRE25GL	SGU25W
	64 ①	3/4	SAF64-F-U-R5G-C	18.2	SAF64FU	SMC	SRE25GL	SGU25W
	64 ①	1	SAF64-F-U-R5G-C1	18.2	SAF64FU	SMC1	SRE25GL	SGU25W

① 52 (2-26W Lamps); 64 (2-32W Lamps); 84 (2-42W Lamps)

② 120V thru 277V AC, 50/60HZ; 125V DC




Fixtures with Refractors are not suitable to be ordered with reflectors.

SAF Series

Hazardous location mogul base HID and compact fluorescent

Fluorescent with Refractor and Guard 26-84 Watts (continued)

(Lamps not included)

Mounting Style	Lamp Watts	Conduit Size (in.)	Catalog Number Universal Voltage ②	Shipping Weight (lbs.)	Consists Of			
					Ballast Housing②	Outlet Box	Refractor ③	Guard
	26	3/4	SAF26-F-U-GG-W	31.5	SAF26FU	SMW	SRE25GL	SGU25W
	26	1	SAF26-F-U-GG-W1	31.5	SAF26FU	SMW1	SRE25GL	SGU25W
	32	3/4	SAF32-F-U-GG-W	31.5	SAF32FU	SMW	SRE25GL	SGU25W
	32	1	SAF32-F-U-GG-W1	31.5	SAF32FU	SMW1	SRE25GL	SGU25W
	42	3/4	SAF42-F-U-GG-W	31.5	SAF42FU	SMW	SRE25GL	SGU25W
	42	1	SAF42-F-U-GG-W1	31.5	SAF42FU	SMW1	SRE25GL	SGU25W
	52 ①	3/4	SAF52-F-U-GG-W	31.7	SAF52FU	SMW	SRE25GL	SGU25W
	52 ①	1	SAF52-F-U-GG-W1	31.7	SAF52FU	SMW1	SRE25GL	SGU25W
	64 ①	3/4	SAF64-F-U-GG-W	31.7	SAF64FU	SMW	SRE25GL	SGU25W
	64 ①	1	SAF64-F-U-GG-W1	31.7	SAF64FU	SMW1	SRE25GL	SGU25W
	26	1-1/4	SAF26-F-U-GG-S	29.4	SAF26FU	SMS	SRE25GL	SGU25W
	26	1-1/2	SAF26-F-U-GG-S1	29.4	SAF26FU	SMS1	SRE25GL	SGU25W
	32	1-1/4	SAF32-F-U-GG-S	29.4	SAF32FU	SMS	SRE25GL	SGU25W
	32	1-1/2	SAF32-F-U-GG-S1	29.4	SAF32FU	SMS1	SRE25GL	SGU25W
	42	1-1/4	SAF42-F-U-GG-S	29.4	SAF42FU	SMS	SRE25GL	SGU25W
	42	1-1/2	SAF42-F-U-GG-S1	29.4	SAF42FU	SMS1	SRE25GL	SGU25W
	52 ①	1-1/4	SAF52-F-U-GG-S	29.6	SAF52FU	SMS	SRE25GL	SGU25W
	52 ①	1-1/2	SAF52-F-U-GG-S1	29.6	SAF52FU	SMS1	SRE25GL	SGU25W
	64 ①	1-1/4	SAF64-F-U-GG-S	29.6	SAF64FU	SMS	SRE25GL	SGU25W
	64 ①	1-1/2	SAF64-F-U-GG-S1	29.6	SAF64FU	SMS1	SRE25GL	SGU25W
	26	1-1/4	SAF26-F-U-GG-L	29.4	SAF26FU	SML	SRE25GL	SGU25W
	26	1-1/2	SAF26-F-U-GG-L1	29.4	SAF26FU	SML1	SRE25GL	SGU25W
	32	1-1/4	SAF32-F-U-GG-L	29.4	SAF32FU	SML	SRE25GL	SGU25W
	32	1-1/2	SAF32-F-U-GG-L1	29.4	SAF32FU	SML1	SRE25GL	SGU25W
	42	1-1/4	SAF42-F-U-GG-L	29.4	SAF42FU	SML	SRE25GL	SGU25W
	42	1-1/2	SAF42-F-U-GG-L1	29.4	SAF42FU	SML1	SRE25GL	SGU25W
	52 ①	1-1/4	SAF52-F-U-GG-L	29.6	SAF52FU	SML	SRE25GL	SGU25W
	52 ①	1-1/2	SAF52-F-U-GG-L1	29.6	SAF52FU	SML1	SRE25GL	SGU25W
	64 ①	1-1/4	SAF64-F-U-GG-L	29.6	SAF64FU	SML	SRE25GL	SGU25W
	64 ①	1-1/2	SAF64-F-U-GG-L1	29.6	SAF64FU	SML1	SRE25GL	SGU25W

① 52 (2-26W Lamps); 64 (2-32W Lamps); 84 (2-42W Lamps)

② 120V thru 277V AC, 50/60HZ; 125V DC

Fixtures with Refractors are not suitable to be ordered with reflectors.

SAF Series

Hazardous location mogul base HID and compact fluorescent

Fluorescent Emergency



Features

- Emergency illumination meets OSHA, Life Safety Code (NFPA 101), and National Electric Code (NFPA 70) requirements
- Provides up to 700 lumens of initial light output in emergency mode
- Provides at least 90 minutes of illumination in emergency mode
- Sealed, maintenance free nickel cadmium batteries with a life expectancy of 7-10 years
- Self contained unitized construction
- Starting temperature 0°C (32°F)

SAF emergency series luminaires are also available in 26, 32, 52, 64 & 84 watts. See catalog number logic for options.

(Lamps not included)

Fixture Type	Description	Conduit Size (in.)	Voltage ①	Catalog Number	Shipping Weight (lbs.)
Emergency Only Operation	Stanchion/Pendant/Ceiling Mount (1) 42 Watt Fluorescent lamps	3/4	120v/60HZ	SAF42-F-12-GG-C-EMO	22.2
		1	120v/60HZ	SAF42-F-12-GG-C1-EMO	22.2
	Wall Mount (1) 42 Watt Fluorescent lamps	3/4	120v/60HZ	SAF42-F-12-GG-W-EMO	28.23
		1	120v/60HZ	SAF42-F-12-GG-W1-EMO	28.23

① Fixtures and housing are shown with 120V 60 HZ ballast. For 277V 60 HZ ballast, refer to Catalog Number Logic.

Refer to Certification Guide to determine suitability of individual fixture.

Certification Guide

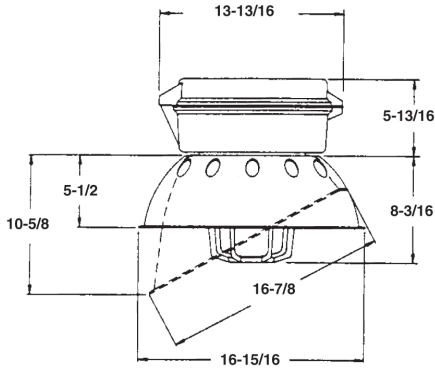
Model	Ambient Temperature °C	Lamp Watts	Class I, Division 2 Groups A, B, C, D (When Used With)			Class II, Division 1, Class III (When Used With)			Supply Wire Suitable Temp °C	UL 1598A Outdoor
			Globe	Globe W/Refl	Refractor	Groups	Globe	Refractor		
SAF26F	40	26W	T3	T3	T3B	E,F,G	T4A	T6	90	Yes
SAF32F	40	32W	T2B	T2B	T2B	E,F,G	T4A	T4	90	Yes
SAF42F	40	42W	T2D	T2D	T2D	E,F,G	T3C	T4A	90	Yes
SAF52F	40	52W (2 x 26W)	T2B	T2B	T2B	E,F,G	T4A	T4	90	Yes
SAF64F	40	64W (2 x 32W)	T2B	T2B	T2B	E,F,G	T4A	T4	90	Yes
SAF84F	40	84W (2 x 42W)	T2A	T2A	T2A	E,F,G	T4A	T4	90	Yes

SAF Series

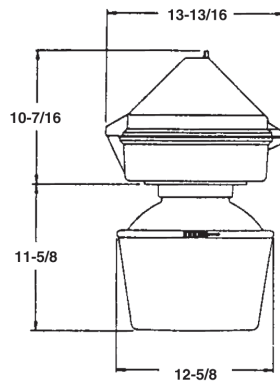
Hazardous location mogul base HID and compact fluorescent

Fixture Dimensions (inches)

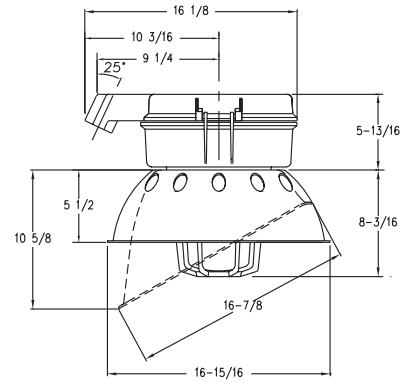
High Pressure Sodium 70, 100 & 150 Watt; Metal Halide 175 & 250 Watt; CFL 26/32/42/52/64 & 84 Watt



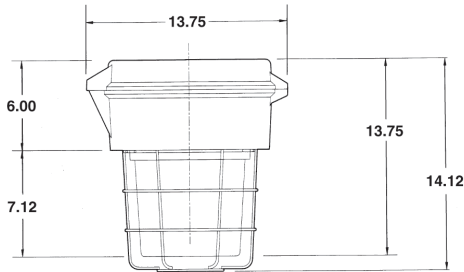
Rigid, Flex Pendant
with Globe, Guard and Reflector



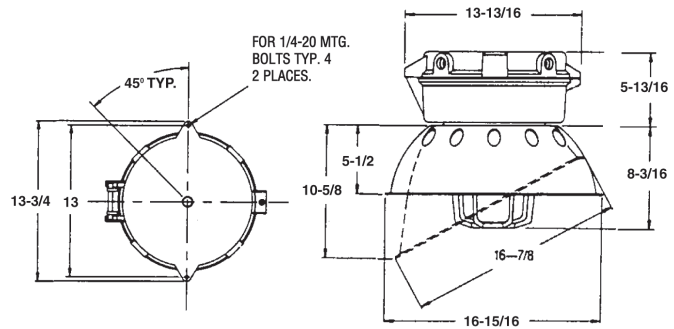
Cone Mount
with Refractor



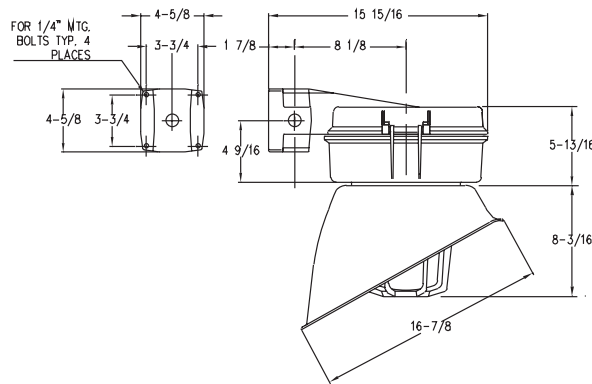
Stanchion Mount
with Globe, Guard, and Reflector



Pendant Mount
with Threaded Glass Refractor and Guard



Ceiling Mount
with Globe, Guard, and Reflector



Wall Mount
with Globe, Guard, and Reflector

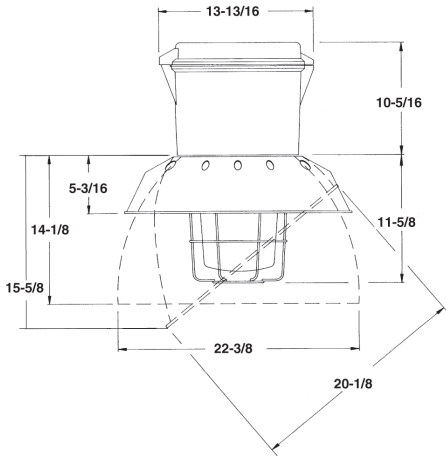
Refer to Certification Guide to determine suitability of individual fixture.

SAF Series

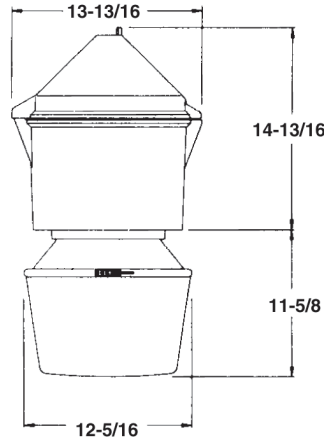
Hazardous location mogul base HID and compact fluorescent

Fixture Dimensions (inches)

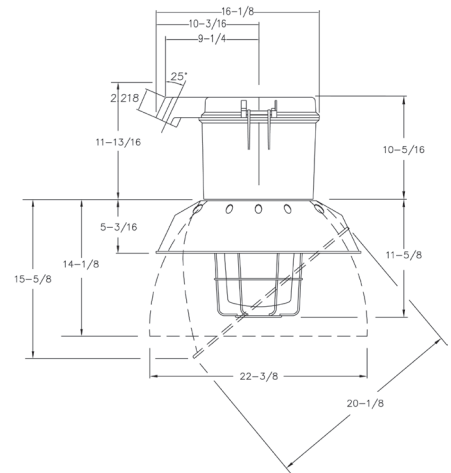
High Pressure Sodium 250 & 400 Watt; Metal Halide 320, 350 & 400 Watt



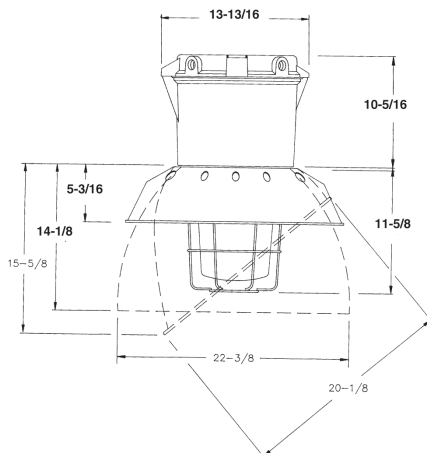
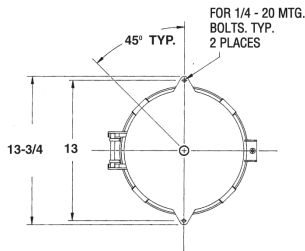
Rigid, Flex Pendant
with Globe, Guard, and Reflector



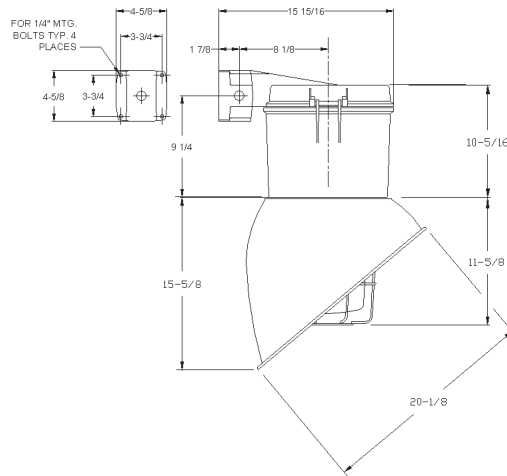
Cone Mount
with Refractor



Stanchion Mount
with Globe, Guard, and Reflector



Ceiling Mount
with Globe, Guard, and Reflector



Wall Mount
with Globe, Guard, and Reflector

Refer to Certification Guide to determine suitability of individual fixture.

SAF Series

Hazardous location mogul base HID and compact fluorescent

SAF40-H-04-HD-XX

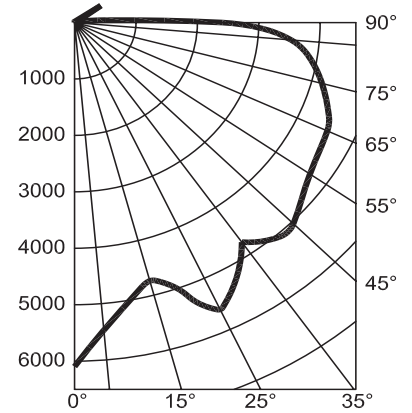
Coefficients of Utilization

% Effective Ceiling Cavity Reflectance <i>r_{cc}</i>	80			50			10		
	50	30	10	50	30	10	50	30	10
% Wall Reflectance <i>r_w</i>	50	30	10	50	30	10	50	30	10
Room Cavity Ratio <i>R_{CR}</i>	Effective Floor Cavity Reflectance 20%								
0	.97	.97	.97	.89	.89	.89	.80	.80	.80
1	.78	.78	.67	.71	.66	.63	.62	.60	.57
2	.65	.65	.51	.59	.53	.48	.52	.48	.44
3	.55	.55	.40	.50	.43	.38	.44	.39	.35
4	.48	.48	.33	.44	.37	.31	.39	.33	.29
5	.42	.42	.27	.39	.31	.26	.34	.29	.24
6	.38	.38	.23	.34	.27	.22	.31	.25	.21
7	.34	.34	.20	.31	.24	.19	.28	.22	.18
8	.31	.31	.18	.28	.22	.17	.25	.20	.16
9	.28	.28	.16	.26	.19	.15	.23	.18	.14
10	.26	.26	.14	.24	.18	.13	.22	.17	.13

Candlepower Distribution

Deg.	Norm
5	5471
15	4671
25	5540
35	4749
45	5041
55	4680
65	4542
75	4172
85	3541
90	2406








Photometric Data




SAF Series

Hazardous location mogul base HID and compact fluorescent

Accessories

Outlet Boxes	Catalog No.	Conduit Hub Size (in.)	Shipping Weight (lbs.)
Rigid Pendant 	SMP	3/4	3.3
	SMP1	1	3.3
Flexible Pendant 	SMF	3/4	3.3
	SMF1	1	3.3
Ceiling Mount 	SMC	3/4	4.1
	SMC1	3/4	4.1
Cone Mount 	SMK	3/4	14.5
	SMK1	1	14.5
Wall Mount 	SMW	3/4	7.8
	SMW1	1	7.8
25° Stanchion Mount 	SMS	1-1/4	5.9
	SMS1	1-1/2	5.9
90° Stanchion Mount 	SML	1-1/4	5.9
	SML1	1-1/2	5.9

Refer to Certification Guide to determine suitability of individual fixture.

Reflectors ②	Catalog No.	Description	Shipping Weight (lbs.)
	SR25D ①	Standard Dome Reflector Fiberglass Reinforced Polyester for use with 5-1/2 in. dia. Globe	2.0
	SR40D ①	Standard Dome Reflector Fiberglass Reinforced Polyester for use with 7-3/4 in. dia. Globe	3.0
	SR40DD ①	Deep Dome Reflector Clear Prismatic Acrylic for use with 7-3/4 in. dia. Globe	7.0
	SR25A	30° Angle Reflector Fiberglass Reinforced Polyester for use with 5-1/2 in. dia. Globe	2.0
	SR40A	30° Angle Reflector Fiberglass Reinforced Polyester for use with 7-3/4 in. dia. Globe	4.5
	SR40HB ①	High Bay Aluminum Reflector with baked on white enamel for use with 7-3/4 in. dia. Globe	5.0






① Not suitable for wall mount applications, fixtures with quartz option or with R2, R3 or R5 refractor



② Not suitable fixtures with quartz option or with R2, R3 or R5 refractor


SAF Series

Hazardous location mogul base HID and compact fluorescent

Accessories

Guards	Catalog No.	Description	Shipping Weight (lbs.)
	SGU25P	Fiberglass Reinforced Polycarbonate Guard for use with 5-1/2 in. dia. Globe	.33
	SGU25SS	Stainless Steel Guard for use with 5-1/2 in. dia. Globe	.20
	SGU40SS	Stainless Steel Guard for use with 7-3/4 in. dia. Globe	2.0
	SGU25W	Wire Guard for Glass Refractors (R Type Refractors)	2.0
	SXP25WG	Wire Guard For Threaded Globe Refractors (T Type Refractors)	1.50

Glass Globe	Catalog No.	Description	Shipping Weight (lbs.)
	SGL25T	Heat and Impact Resistant Prismatic Glass Globe 250 Watt Max. (5-1/2 in. dia.)	4.0
	SGL40T	Heat and Impact Resistant Prismatic Glass Globe 400 Watt Max. (7-3/4 in. dia.)	8.0

Fuse Kit	Catalog No.	Description	Shipping Weight (lbs.)
	SBF600	Open fuse block kit- 600 volt AC maximum.	.06


Safety Cable	Catalog No.	Shipping Weight (lbs.)
	10128R	1.0

Refer to Certification Guide to determine suitability of individual fixture.
Cast Guards Available


SAF Series

Hazardous location mogul base HID and compact fluorescent

Accessories

Photo Cell Kit*	Catalog No.	Description	Shipping Weight (lbs.)
	SPH25-120	Automatic on-off switch at predetermined light levels. 120 volt only. REQUIRES FIELD INSTALLATION.	.19

* Not Suitable for hazardous locations.

Hazardous Location Photo Cell Kit	Catalog No.	Description	Shipping Weight (lbs.)
	HLPC-120	Automatic on-off switch at predetermined light levels. (120 volt only)	.25
	HLPC-208-277	REQUIRES FIELD INSTALLATION.	.25

Refer to Certification Guide to determine suitability of individual fixture.

Glass Refractors	Catalog No.	Description	Shipping Weight (lbs.)
	SRE22GL	IES Type II light distribution (asymmetrical)	11.0
	SRE23GL	IES Type III light distribution (asymmetrical)	
	SRE25GL	IES Type V light distribution (symmetrical)	
Closed Bottom Glass Refractor. 12 in. dia. for use with 5-1/2 in. Globe Thread.			
	SRE42GL	IES Type II light distribution (asymmetrical)	11.0
	SRE43GL	IES Type III light distribution (asymmetrical)	
	SRE45GL	IES Type V light distribution (symmetrical)	
Closed Bottom Glass Refractor. 12 in. dia. for use with 7-3/4 in. Globe Thread.			
	SRT21GL	IES Type I light distribution (asymmetrical)	6.6
	SRT23GL	IES Type III light distribution (asymmetrical)	
	SRT25GL	IES Type V light distribution (symmetrical)	
Closed Bottom Threaded Glass Refractor. For use with 7-3/4 in. Globe Thread.			

Fixtures with Refractors are not suitable to be ordered with reflectors.



An Avail Infrastructure Solutions Company

availinfra.com/rig-a-lite

8500 Hansen Road,
Houston, TX 77075
(713) 943-0340