

MHDA LED

Linear LED lighting for hazardous locations

 **RIG-A-LITE™**
An Avail Infrastructure Solutions Company



Classifications

- Class I, Division 2, Groups A, B, C & D
- Class II, Division 2, Groups F & G
- Class III
- UL 844 Hazardous Locations
- Class I, Zone 2, Groups IIA, IIB, IIC, Zone 22 (ANSI/UL 844)
- UL 1598A Marine Outside Type
- UL 1598 Wet Locations
- UL 8750 LED Safety
- Tested to LM 79 & LM 80
- CSA C22.2 #137
- CSA C22.2 #213
- 55° C Ambient Temperature
- NEMA 4X
- IP66
- Buy American Act (BAA) Compliant



availinfra.com/rig-a-lite


8500 Hansen Road
Houston, TX 77075
(713) 943-0340

MHDA LED

Linear LED lighting for hazardous locations

Key Features

- 1 Heavy-duty, continuous seam welded 1/16" thick housing
- 2 Impact resistant 1/8" thick lens with reinforced corners
- 3 Convenient component assembly-tray held captive by two nylon coated stainless steel cables
- 4 Toolless, cage-clamp terminal block
- 5 Two 3/4" NPT conduit hubs
- 6 Field replaceable LED circuit boards and drivers with quick disconnects
- 7 Toolless entry via over-the-center cam latches



Additional Features

- Vibration dampening, factory-installed mounting feet
- Dimmable driver
- Optional polycarbonate lens
- Stainless steel 45-degree, fixed-wall mounting kit available
- 10 kV standard surge protection
- 5-year warranty

Standard Materials

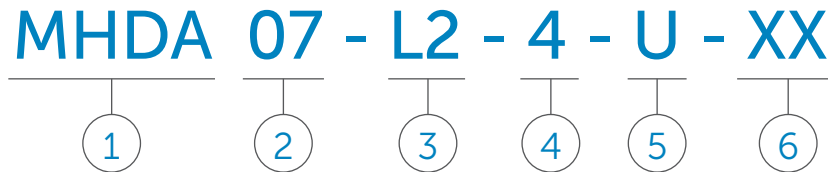
- Body:**
5052-H32 Aluminum
(less than .4% copper content)
with baked-on white epoxy finish
- Gaskets:**
One-piece Silicone
- Lens:**
Acrylic
- Hubs (2):**
A360 Aluminum
(less than .4% copper content)

- Component Tray:**
5052-H32 Aluminum
(less than .4% copper content)
- Latches:**
Stainless Steel
- Mounting Feet:**
Stainless Steel
- Hardware:**
Stainless Steel

MHDA LED

Linear LED lighting for hazardous locations

Catalog Number Logic



1
BASIC LUMINAIRE
MHDA Aluminum LED

2
LAMP CURRENT/LAMP WATTAGE
07 = 48 Watt (4 foot)
09 = 63 Watt (4 foot)
11 = 74 Watt (4 foot)

3
LAMP TYPE
L2 = LED (4000K CCT)

4
NOMINAL FIXTURE LENGTH
4 = Four Foot

5
VOLTAGE/FREQUENCY
U = 120 - 277V 50/60 Hz
A = 120V 60Hz¹
B = 220 - 240V 50/60Hz¹
C = 277V 60Hz¹

6
OPTIONS
EM = Emergency Luminaire²
P = Polycarbonate Lens
FB = Fuse Block¹
TW = Thru Wire Cable Installations Only
PM = Pendant Mount
30 = 3000K CCT
35 = 3500K CCT
50 = 5000K CCT

¹ Specify voltage when option FB is needed. When option FB is selected, one fuse is provided for 120 and 277V. Two fuses are provided for 220-240V. Fuse option not available for marine listed fixtures, or for fixtures listed for use in Canada.

² EM option ambient 0°C < Ta < 40°C, T5.

Catalog logic is for explaining catalog number structure only. Not all combinations are possible; consult factory for catalog numbers not listed in charts.

Certification Guide

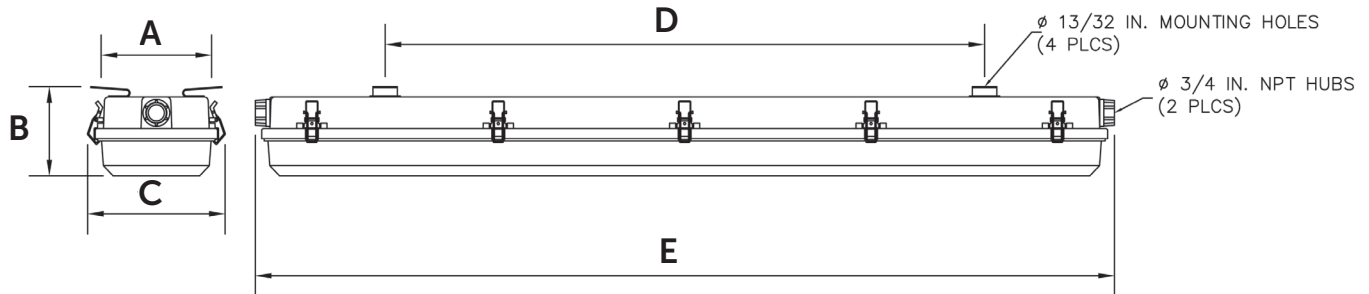
Model	Length	Watts	Operating Voltage	Total Lumens	Lumen per Watt	CRI	CCT	Ambient Temperature	Class I, Div. 2, Group A, B, C & D	Class II, Div. 2, Group F & G Class III	Supply Wire Suitable Temps., °C
MHDA07L24U ¹	4 ft	48W	120V - 277V 50/60 Hz	7437	155	83	4083	-20°C < Tamb < 55°C	T5	T5	105°C
MHDA09L24U ¹	4 ft	63W	120V - 277V 50/60 Hz	10180	161	83	3989	-20°C < Tamb < 55°C	T5	T5	105°C
MHDA11L24U ¹	4 ft	74W	120V - 277V 50/60 Hz	10860	146	83	4089	-20°C < Tamb < 55°C	T5	T5	105°C

¹ EM option ambient 0°C < Ta < 40°C, T5.

MHDA LED

Linear LED lighting for hazardous locations

Fixture Dimension (inches)



Nominal Fixture Length	Dimensions (inches)					Boxed Weight	Shipping Volume (Boxed Fixture)
	A	B	C	D	E		
4 ft. Models	6.88	5.00	7.88	36.63	53.13	18.5 lbs.	2.0 cu. ft.

Accessories

Fixed Mounting Kit

Stainless Steel Fixed 45°

Catalog Number:
53070

Shipping Weight:
2 lbs.



MHDA LED

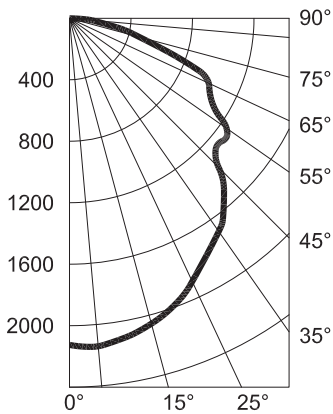
Linear LED lighting for hazardous locations

MHDA07LC4U

Candlepower Distribution

Deg.	0.	30	60	90
0	2125.2	2125.2	2125.2	2125.2
10	2117.9	2121.1	2107.3	2096.9
20	2090.5	2075.8	2001.4	1989.6
30	2016.9	1992.3	1832.4	1782.3
40	1849.6	1830.2	1626.8	1574.6
50	1572.5	1540.7	1288.3	1291
60	1109.9	1124.1	1172.6	1065.8
70	646.4	855.2	852.1	726
80	265.6	429	327.4	291.6
90	44.2	94.2	75.7	69.6

Photometric Data

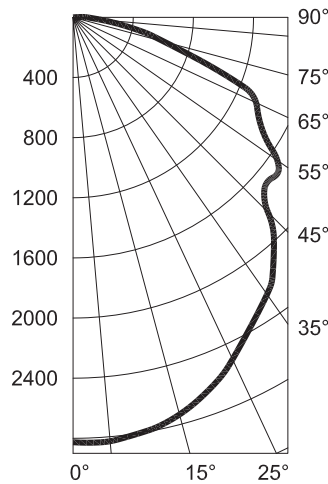


MHDA09LC4U

Candlepower Distribution

Deg.	0.	30	60	90
0	2826.1	2826.1	2826.1	2826.1
10	2817.8	2818.2	2800.9	2789.8
20	2778.6	2759.8	2654.9	2639.3
30	2679.5	2640.3	2427.1	2368.8
40	2458.5	2418.3	2149.6	2098.4
50	2107.5	2040.8	1696.7	1726.7
60	1496.9	1498.4	1547.4	1443.3
70	875.5	1145.9	1116.3	953.8
80	3475.5	561.8	434.3	391.4
90	70.2	127.1	102.6	95.4

Photometric Data

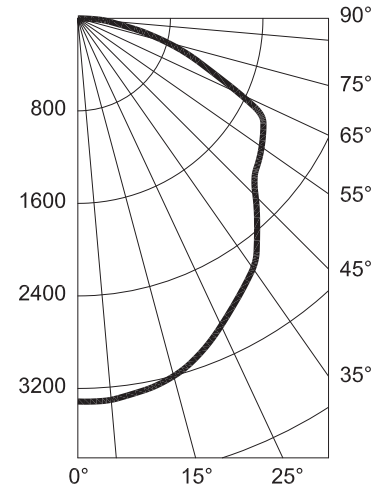


MHDA11LC4U

Candlepower Distribution

Deg.	0.	30	60	90
0	3312.7	3312.7	3312.7	3312.7
10	3300.2	3294.1	3274.9	3260.2
20	3249.5	3221.6	3112	3086.7
30	3130.3	3085.5	2846	2779
40	2866.9	2818.6	2521.4	2432.3
50	2436.4	2385.6	2034.1	2008.1
60	1717.3	1755.1	1789.7	1665.5
70	995.1	1317.5	1285.7	1145.9
80	416.6	667.9	521.2	478
90	70.6	151.4	124.2	115.8

Photometric Data



An Avail Infrastructure Solutions Company

availinfra.com/rig-a-lite

8500 Hansen Road
Houston, TX 77075
(713) 943-0340