

EST LED

LED high temperature high-bay
lighting for harsh locations

RIG-A-LITE™
An Avail Infrastructure Solutions Company

E-SERIES

Cost-effective, energy-efficient lighting for demanding environments

The RIG-A-LITE E-Series provides economical lighting solutions for industrial and hazardous applications, offering reliable performance and durability.

Classifications

- CE
- UL 1598 Wet Locations
- UL 8750 LED Safety
- NEMA 4X
- IP67
- IK09
- Resistant up to 2,000 PSI hose directed water
- Tested to 1000 hrs salt spray to standard ASTM "B117-11"



availinfra.com/rig-a-lite

8500 Hansen Road
Houston, TX 77075
(713) 943-0340

EST LED

LED high temperature high-bay lighting for harsh locations

Key Features

- 1 Industry-Leading Thermal Management - Designed to perform in high ambient temperatures up to 90°C
- 2 Low Profile - Designed for low mounting heights and confined spaces
- 3 High Efficiency LED - Delivers up to 160lm/W, reducing energy costs by up to 75% over conventional lamps
- 4 Modular Design - Provides three models with light output ranging from 16,000 lumens up to 72,000 lumens
- 5 Built to Last - Impact-resistant glass lens is vibration, impact, and shock resistant



Additional Features

- Input voltage AC 120V, 220V, 277V, 347V, 480V
- High efficacy up to 170lm/W
- Ambient temperature -40°C to 90°C
- Lumen maintenance 150,000 hours @ L70
- Limited system warranty:
 - 20,000 hrs @ 90°C (2 years)
 - 30,000 hrs @ 80°C (3 years)
 - 50,000 hrs @ 70°C (5 years)

Standard Materials

Body:

Body is die-cast aluminum with baked powder epoxy/polyester finish

Gaskets:

High temperature resistant silicone

Lens:

Vibration, shock, and impact resistant glass

Hardware:

Stainless Steel

EST LED

LED high temperature high-bay lighting for harsh locations

Catalog Number Logic



1

BASIC LUMINAIRE

EST = N. American Standards

2

LUMENS/WATTS

16 = 16,000 Lumens / 100 Watts
24 = 24,000 Lumens / 150 Watts
32 = 32,000 Lumens / 200 Watts
48 = 48,000 Lumens / 300 Watts
72 = 72,000 Lumens / 450 Watts

3

VOLTAGE

U1 = 120V
U2 = 220V
U3 = 277V
U4 = 347V
U5 = 480V

4

OPTICS

110 = 110° Beam Angle

5

COLOR TEMPERATURE

WW = 2700K (Warm white)
SW = 3000K (Soft white)
NW = 4000K (Neutral white)
CW = 5000K (Cool white)

6

LENS

TG = Transparent Glass

7

MOUNTING STYLE

HBR = Hanging ring (1 module only)
HBH = Malleable hook (1 module only)
TB7 = U-bracket

8

COLOR

BL = Black

9

OPTIONS

SC1 = Safety cable
TJB = Twin-mount junction box

EST LED

LED high temperature high-bay lighting for harsh locations

Certification Guide

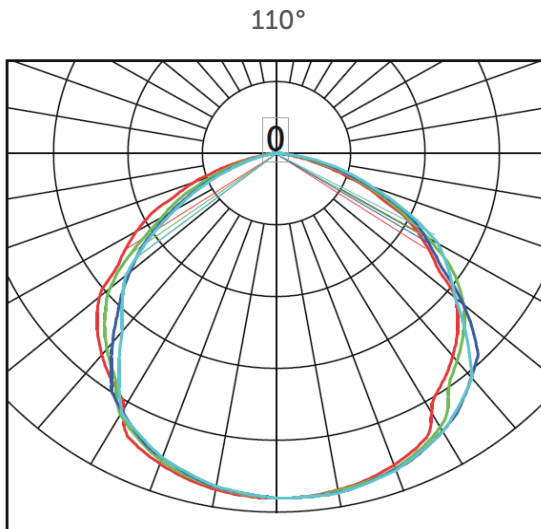
Model	Modules	Watts	Operating Voltage	Total Lumens	Lumens per Watt	CRI	CCT	Ambient Temperature	Supply Wire Suitable Temperature, °C	Weight (lbs)
EST16	1	100W	120V / 220V / 277V / 347V / 480V 50/60HZ	16000	160.0	70	5000K	-40°C < Tamb < 90°C	90°C	12.13
EST24	1	150W	120V / 220V / 277V / 347V / 480V 50/60HZ	24000	160.0	70	5000K	-40°C < Tamb < 90°C	90°C	12.13
EST32	2	200W	120V / 220V / 277V / 347V / 480V 50/60HZ	32000	160.0	70	5000K	-40°C < Tamb < 90°C	90°C	22.05
EST48	2	300W	120V / 220V / 277V / 347V / 480V 50/60HZ	48000	160.0	70	5000K	-40°C < Tamb < 90°C	90°C	22.05
EST72	3	450W	120V / 220V / 277V / 347V / 480V 50/60HZ	72000	160.0	70	5000K	-40°C < Tamb < 90°C	90°C	34.06

* Product design and specifications subject to change without notice. Consult factory for values.

EST LED

LED high temperature high-bay lighting for harsh locations

Photometric Data



EST LED

LED high temperature high-bay lighting for harsh locations

Mounting Options

U-Bracket: TB7



Fixture	Weight
EST16	12.13 lbs.
EST24	12.13 lbs.
EST32	23.15 lbs.
EST48	23.15 lbs.
EST72	34.17 lbs.

Hanging Ring: HBR



Fixture	Weight
EST16	12.13 lbs.
EST24	12.13 lbs.

Malleable Hook: HBH



Fixture	Weight
EST16	12.13 lbs.
EST24	12.13 lbs.

EST LED

LED high temperature high-bay lighting for harsh locations

Fixture Dimensions (millimeters)

1 Module



Fixture	Weight
EST16	12.13 lbs.
EST24	12.13 lbs.
320mm Dia. x 275mm H	

2 Modules



Fixture	Weight
EST32	23.15 lbs.
EST48	23.15 lbs.
645mm W x 320mm D x 285mm H	

3 Modules







Fixture	Weight
EST72	34.17 lbs.
645mm W x 601mm D x 285mm H	

EST LED

LED high temperature high-bay lighting for harsh locations

Accessories

	Catalog No.	Size (in.)	Shipping Weight (lbs.)
Hanging Ring 	EHR	2.68" x 1.89" x 1.02"	0.28 lbs.
Malleable Hook 	EHE	4.06" x 2.13" x 0.99"	0.32 lbs.
Stainless Steel Safety Cable 	ESC1	39.4"	0.29 lbs.
Twin Junction Box 	ETJB	5.32" x 3.35" x 2.21"	1.1 lbs.



availinfra.com/rig-a-lite

8500 Hansen Road
Houston, TX 77075
(713) 943-0340