


XPS LED Series

Explosion proof edge lit LED
multipurpose sign

RIG-A-LITE™
An Avail Infrastructure Solutions Company



Classifications

- Class I, Division 1, Groups C & D
- Class II, Division 1, Groups E, F & G
- Class III
- Class I, Zone 1, Groups IIA, IIB,
- Zone 2, Groups IIA, IIB + H2 & IIC
- UL 844, UL 8750 & UL 924
- UL 1598A Marine Outside Type
- Temperature Class (T-Rating)-T6
- Patent No. 7,287,347
- IP65
- Build America, Buy America Act (BABA) Compliant
- Buy American Act (BAA) Compliant



availinfra.com/rig-a-lite


8500 Hansen Road,
Houston, TX 77075
(713) 943-0340

XPS LED Series

Explosion proof edge lit LED multipurpose sign

Key Features

- 1 Emergency battery back-up integral to sign (no additional enclosure required)
- 2 3-hour emergency operation
- 3 Optional battery back-up self-diagnostic feature
- 4 Field replaceable LED circuit boards and drivers with quick disconnects
- 5 Edge-lit sign



Additional Features

- Wall, pendant and end mounting options
- Custom colors and languages available
- Single- or double-sided option
- Sealed NiCad batteries
- Provided with three (3) 1/2 " NPT hubs
- Red or green LED options

Standard Materials

Body:

A356T6 aluminum (less than .4% copper content)
with baked-on gray epoxy finish

Gasket:

One-piece silicone

Sign:

Acrylic

Hardware:

Stainless steel

XPS LED Series

Explosion proof edge lit LED multipurpose sign

Catalog Number Logic

XPS - 2 - G - DT - WP - XX

1

2

3

4

5

6

1

BASIC SERIES

XPS Explosion Proof LED Sign Light*

*Customer must specify sign color and legend

Class I, Division 1, Groups C, & D

Class II, Division 1, Groups E, F & G

Class III

Class I, Zone 1, Groups IIA, IIB,

Zone 2, Groups IIA, IIB + H2 & IIC

Marine Outside Type

UL 1598A, 8750, 844 & 924

IP65

Temperature Class (T-Rating)-T6

2

NUMBER OF FACES

1 = Single Face

2 = Double Face

3

LEGEND COLOR

A = Amber

B = Blue

R = Red

G = Green

X = Other (Contact Factory)

4

VOLTAGE / FREQUENCY

DT = 120/277V 60HZ

24 = 220-240V 50/60HZ

Other voltages available - consult factory

5

MOUNTING

WP = Wall/Pendant Mounting

EB = End Bracket

6

OPTIONS¹

EM = Emergency Battery Backup

X = Specify Legend (Cannot Say EXIT)

¹ Consult factory for pricing.

Catalog logic is for explaining catalog number structure only. Not all combinations are possible; consult factory for catalog numbers not listed in charts.

Maximum Input Power

Red no battery - 1.5 Watts

Red with battery - 2.5 Watts

Green no battery - 2.3 Watts

Green with battery - 3.0 Watts

Operating Temperature Range

Temperature Rating- T6

Red Legend

+10°C Minimum to +55°C Maximum

Green Legend

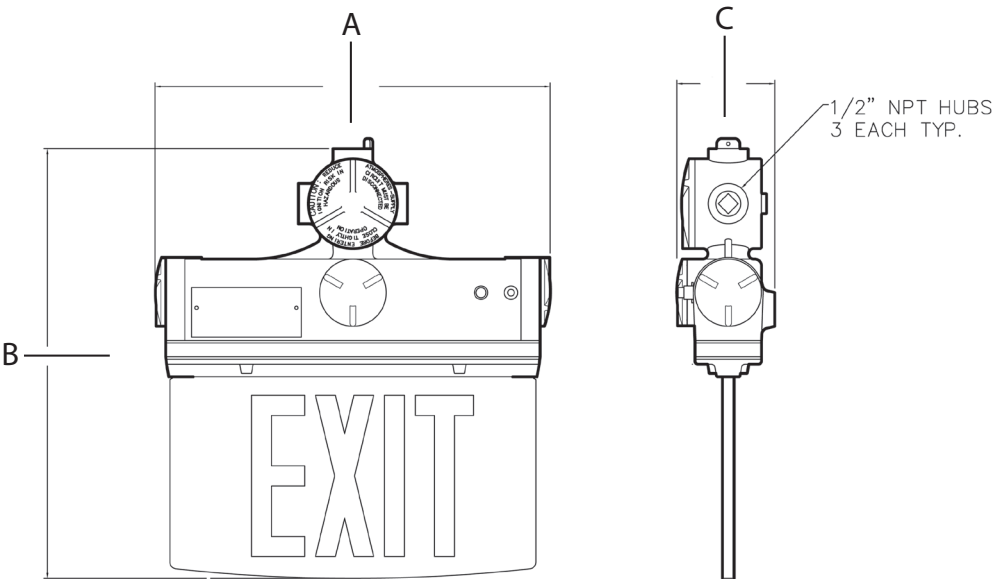
+10°C Minimum to +40°C Maximum

XPS LED Series

Explosion proof edge lit LED multipurpose sign

XPS Series Fixture Dimensions (inches)

| XPS SERIES | Dimensions (inches) | | | Boxed Weight | Shipping Volume (Boxed Fixtures) |
|-------------------------|---------------------|-------|------|--------------|----------------------------------|
| | A | B | C | | |
| XPS LED Exit Sign/Light | 14.88 | 16.00 | 3.69 | 14 lbs | 1.24 cu. ft. |



availinfra.com/rig-a-lite

8500 Hansen Road,
Houston, TX 77075
(713) 943-0340