

HLEX LED Series

Hazardous location
edge lit LED exit sign

RIG-A-LITE™
An Avail Infrastructure Solutions Company



Classifications

- Class I, Division 2, Groups A, B, C & D
- Class II, Division 2, Groups F & G
- Class III
- UL 1598A Marine Outside Type
- Temperature Class (T-Rating)-T6
- Patent No. 7,287,347
- IP65
- ETL Listed
- Build America, Buy America Act (BABA) Compliant
- Buy American Act (BAA) Compliant



availinfra.com/rig-a-lite


8500 Hansen Road
Houston, TX 77075
(713) 943-0340

HLEX LED Series

Hazardous location edge lit LED exit sign

Key Features

- 1 Emergency battery back-up integral to sign (no additional enclosure required)
- 2 3-hour emergency operation
- 3 Optional battery back-up self-diagnostic feature
- 4 Field replaceable LED circuit boards and drivers with quick disconnects
- 5 Edge-lit sign



Additional Features

- Wall, pendant and end mounting options
- Alternate exit legend and languages available
- Single- or double-sided option
- Sealed NiCad batteries
- Provided with three (3) 1/2" NPT hubs
- Red or green LED options

Standard Materials

Body:

A356T6 Aluminum (less than .4% copper content)
with baked-on gray epoxy finish

Gaskets:

One-piece Silicone

Sign:

Acrylic

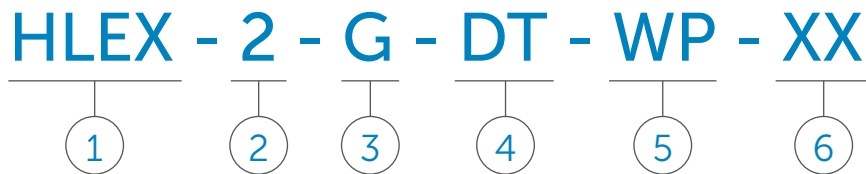
Hardware:

Stainless Steel

HLEX LED Series

Hazardous location edge lit LED exit sign

Catalog Number Logic



1

BASIC SERIES

HLEX Explosion Proof LED Exit Light
Class I, Division 2, Groups A, B, C, & D
Class II, Division 2, Groups F & G
Class III
UL 1598A Marine Outside Type
IP65
ETL Listed
Temperature Class (T-Rating)-T6

2

NUMBER OF FACES

1 = Single Face
2 = Double Face

3

LEGEND COLOR

R = Red
G = Green

4

VOLTAGE/FREQUENCY

DT = 120/277V 60 HZ
24 = 220-240V 50/60 HZ
Other voltages available- consult factory.

5

MOUNTING

WP = Wall/Pendant Mounting
EB = End Bracket

6

OPTIONS¹

EM = Emergency Battery Backup
SD = Self Diagnostics ²
X = Exit Legend in Other Languages
Language Must be Specified

¹ Consult factory for pricing.

² Must be preceded with EM.

Catalog logic is for explaining catalog number structure only. Not all combinations are possible; consult factory for catalog numbers not listed in charts.

Maximum Input Power

Red No Battery:

1.5 Watts

Red With Battery:

2.5 Watts

Green No Battery:

2.3 Watts

Green With Battery:

3.0 Watts

Operating Temperature Range

Temperature Rating:

T6

Red Legend:

+10° C Minimum to +55° C Maximum

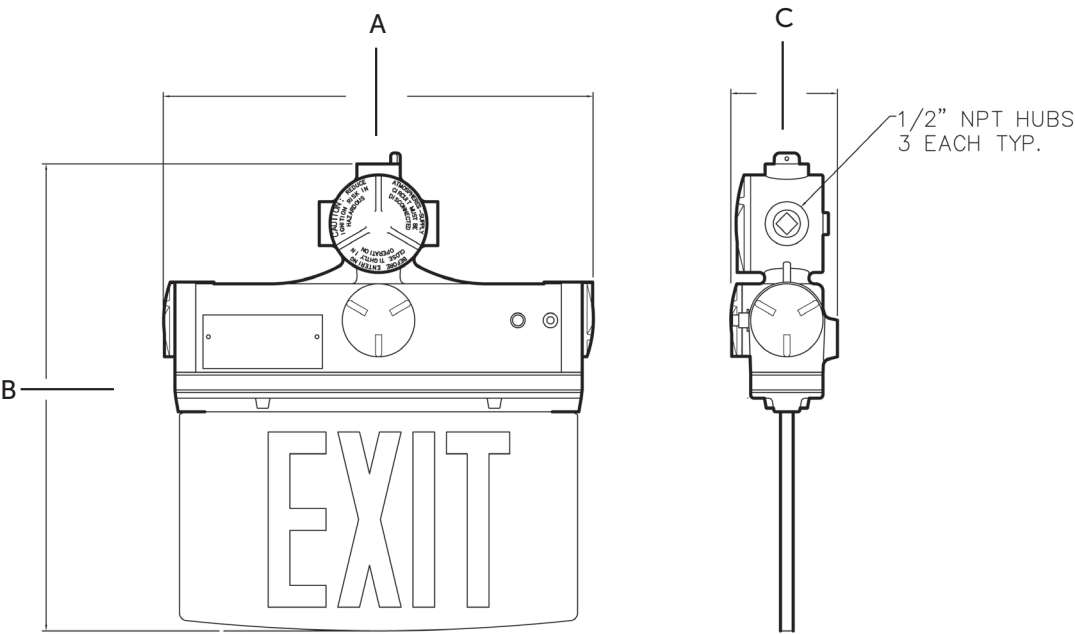
Green Legend:

+10° C Minimum to +40° C Maximum

HLEX LED Series

Hazardous location edge lit LED exit sign

HLEX Series Fixture Dimensions (inches)



HLEX Series	Dimensions (inches)			Boxed Weight	Shipping Volume (Boxed Fixture)
	A	B	C		
HLEX LED Exit Sign	14.88	16.00	3.69	14 lbs.	1.24 cu. ft.