

# MHDS LED

Stainless steel LED lighting  
for hazardous locations

 **RIG-A-LITE™**  
An Avail Infrastructure Solutions Company



## Classifications

- Class I, Division 2, Groups A, B, C & D
- Class II, Division 2, Groups F & G
- Class III
- Class I, Zone 2, Groups IIA, IIB, IIC, Zone 22 (ANSI/UL 844)
- UL 844 Hazardous Locations
- UL 1598A Marine Outside Type
- UL 1598 Wet Locations
- UL 8750 LED Safety
- Tested to LM 79 & LM 80
- CSA C22.2 #137
- CSA C22.2 #213
- 55° C Ambient Temperature
- NEMA 4X

[availinfra.com/rig-a-lite](http://availinfra.com/rig-a-lite)


8500 Hansen Road,  
Houston, TX 77075  
(713) 943-0340

# MHDS LED

## Stainless steel LED lighting for hazardous locations

### Key Features

- 1 Heavy-duty, continuous seam welded 1/16" thick housing
- 2 Impact resistant 1/8" thick lens with reinforced corners
- 3 Convenient component assembly-tray held captive by two nylon coated stainless steel cables
- 4 Toolless, cage-clamp terminal block
- 5 Two 3/4" NPT conduit hubs
- 6 Field replaceable LED circuit boards and drivers with quick disconnects
- 7 Toolless entry via over-the-center cam latches



### Additional Features

- Vibration dampening, factory-installed mounting feet
- Dimmable driver
- Optional polycarbonate lens
- Stainless steel 45-degree, fixed-wall mounting kit available
- 10 kV standard surge protection
- 5-year warranty

### Standard Materials

**Body:**

Type 304 Stainless steel (Optional type 316)

**Gaskets:**

One-piece Silicone

**Lens:**

Acrylic

**Hubs (2):**

A360 Aluminum (less than .4% copper content)

**Latches:**

Stainless Steel

**Mounting Feet:**

Stainless Steel

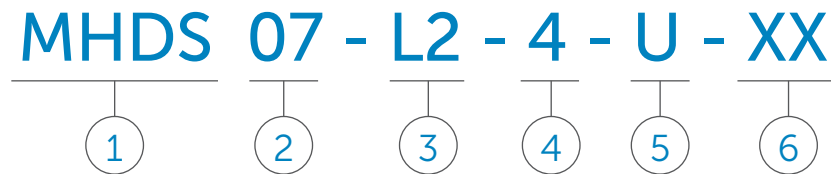
**Hardware:**

Stainless Steel

# MHDS LED

## Stainless steel LED lighting for hazardous locations

### Catalog Number Logic



**1**  
**BASIC LUMINAIRE**  
MHDS Stainless Steel LED

**2**  
**LAMP CURRENT/LAMP WATTAGE**  
07 = 48 Watt (4 foot)  
09 = 63 Watt (4 foot)  
11 = 74 Watt (4 foot)

**3**  
**LAMP TYPE**  
L2 = LED (4000K CCT)

**4**  
**NOMINAL FIXTURE LENGTH**  
4 = Four Foot

**5**  
**VOLTAGE/FREQUENCY**  
U = 120 - 277V 50/60 HZ  
A = 120V 60HZ<sup>1</sup>  
B = 220 - 240V 50/60HZ<sup>1</sup>  
C = 277V 60Hz<sup>1</sup>

**6**  
**OPTIONS<sup>1</sup>**  
P = Polycarbonate Lens  
FB = Fuse Block<sup>1</sup>  
TW = Thru Wire Cable Installations Only  
PM = Pendant Mount  
30 = 3000K CCT  
35 = 3500K CCT  
50 = 5000K CCT

<sup>1</sup> Specify voltage when option FB is needed. When option FB is selected, one fuse is provided for 120 and 277V. Two fuses are provided for 220-240V. Fuse option not available for marine listed fixtures, or for fixtures listed for use in Canada.

Catalog logic is for explaining catalog number structure only. Not all combinations are possible; consult factory for catalog numbers not listed in charts.

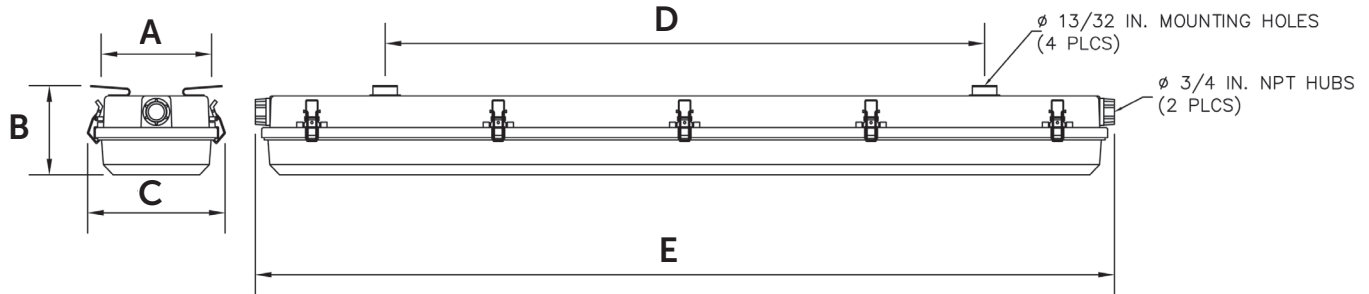
### Certification Guide

Model	Length	Watts	Operating Voltage	Total Lumens	Lumen per Watt	CRI	CCT	Ambient Temperature	Class I, Div. 2, Group A, B, C & D	Class II, Div. 2, Group F & G Class III	Supply Wire Suitable Temps., °C
MHDS07L24U	4 ft	48W	120V - 277V 50/60 Hz	7437	155	83	4083	-20°C < Tamb < 55°C	T5	T5	105°C
MHDS09L24U	4 ft	63W	120V - 277V 50/60 Hz	10180	161	83	3989	-20°C < Tamb < 55°C	T5	T5	105°C
MHDS11L24U	4 ft	74W	120V - 277V 50/60 Hz	10860	146	83	4089	-20°C < Tamb < 55°C	T5	T5	105°C

# MHDS LED

Stainless steel LED lighting for hazardous locations

## Fixture Dimension (inches)



Nominal Fixture Length	A	B	C	D	E	Boxed Weight	Shipping Volume (Boxed Fixture)
4 ft. Models	6.88	5.00	7.88	36.63	53.13	25.5 lbs.	2.0 cu. ft.

## Accessories

### Fixed Mounting Kit

Stainless Steel Fixed 45°

Catalog Number:

53070

Shipping Weight:

2 lbs.



# MHDS LED

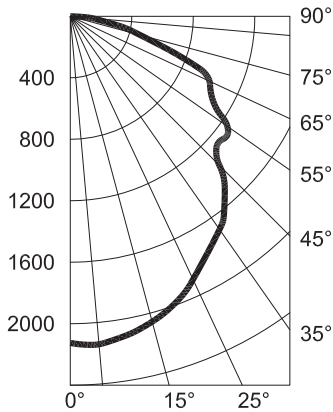
## Stainless steel LED lighting for hazardous locations

### MHDS07LC4U

#### Candlepower Distribution

Deg.	0.	30	60	90
0	2125.2	2125.2	2125.2	2125.2
10	2117.9	2121.1	2107.3	2096.9
20	2090.5	2075.8	2001.4	1989.6
30	2016.9	1992.3	1832.4	1782.3
40	1849.6	1830.2	1626.8	1574.6
50	1572.5	1540.7	1288.3	1291
60	1109.9	1124.1	1172.6	1065.8
70	646.4	855.2	852.1	726
80	265.6	429	327.4	291.6
90	44.2	94.2	75.7	69.6

#### Photometric Data

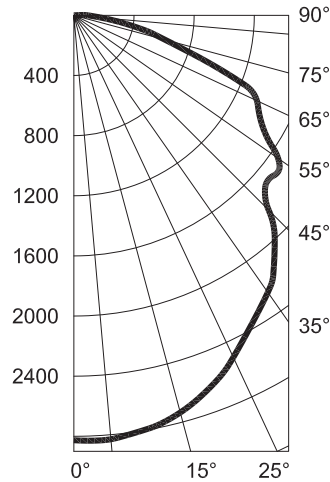


### MHDS09LC4U

#### Candlepower Distribution

Deg.	0.	30	60	90
0	2826.1	2826.1	2826.1	2826.1
10	2817.8	2818.2	2800.9	2789.8
20	2778.6	2759.8	2654.9	2639.3
30	2679.5	2640.3	2427.1	2368.8
40	2458.5	2418.3	2149.6	2098.4
50	2107.5	2040.8	1696.7	1726.7
60	1496.9	1498.4	1547.4	1443.3
70	875.5	1145.9	1116.3	953.8
80	3475.5	561.8	434.3	391.4
90	70.2	127.1	102.6	95.4

#### Photometric Data

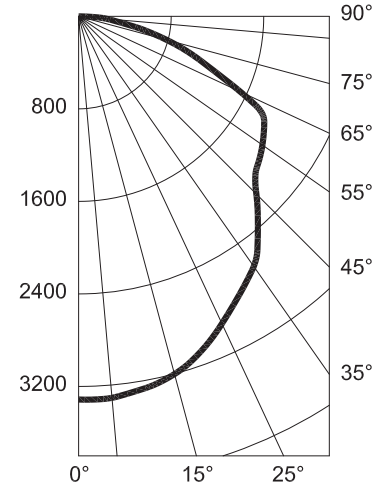


### MHDS11LC4U

#### Candlepower Distribution

Deg.	0.	30	60	90
0	3312.7	3312.7	3312.7	3312.7
10	3300.2	3294.1	3274.9	3260.2
20	3249.5	3221.6	3112	3086.7
30	3130.3	3085.5	2846	2779
40	2866.9	2818.6	2521.4	2432.3
50	2436.4	2385.6	2034.1	2008.1
60	1717.3	1755.1	1789.7	1665.5
70	995.1	1317.5	1285.7	1145.9
80	416.6	667.9	521.2	478
90	70.6	151.4	124.2	115.8

#### Photometric Data



An Avail Infrastructure Solutions Company

[availinfra.com/rig-a-lite](http://availinfra.com/rig-a-lite)

8500 Hansen Road,  
Houston, TX 77075  
(713) 943-0340