

LFLJ Floodlight/High-Bay

LED floodlight/high-bay
for harsh environments

RIG-A-LITE™
An Avail Infrastructure Solutions Company



Classifications

- UL 1598A Marine Outside Type
- UL 1598 Wet Locations
- UL 8750 LED Safety
- 65°C Ambient Temperature
- CAN/CSA C22.2 No. 250.0-08
- CE
- NEMA 4X
- IP66
- DLC Listed
- Tested to LM79, LM80 Standards

availinfra.com/rig-a-lite

8500 Hansen Road,
Houston, TX 77075
(713) 943-0340

LFLJ Floodlight/High-Bay

LED floodlight/high-bay for harsh environments

Key Features

- 1 Compact, space-saving design
- 2 High-performance precision optics system
- 3 Driver access plate features stainless steel safety retention chain and captive hardware
- 4 Field replaceable LED circuit boards and drivers with quick disconnects
- 5 Approved for high-ambient applications, up to 65° C
- 6 Two (2) permanent safety cable retention points
- 7 Flexible universal mounting system allows for trunnion or pendant installation



Additional Features

- Versatile trunnion-mount, with 180° range of motion
- Dual hub entries, feed-through capable
- Optional polycarbonate lens
- Terminal block
- Optional emergency battery back-up
- Standard 10kV surge protection
- 5-year warranty

Standard Materials

Body:

A360 aluminum (less than .4% copper content) with baked-on gray epoxy finish

Gaskets:

Silicone

Lens:

Tempered Glass

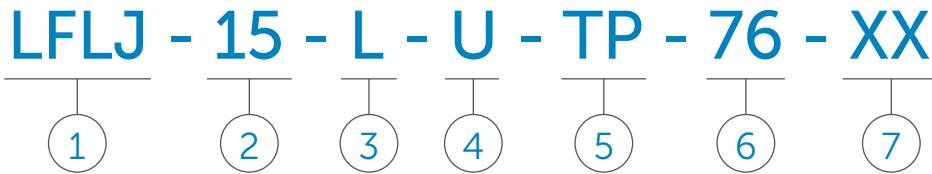
Hardware:

Stainless Steel

LFLJ Floodlight/High-Bay

LED floodlight/high-bay for harsh environments

Catalog Number Logic



1

BASIC LUMINAIRE

LFLJ LED = NEC Standards
CELFLJ LED = IEC Standards

2

LUMENS/WATTS

07 = 8,059 Lumens / 64 Watts
09 = 10,476 Lumens / 76 Watts
12 = 12,919 Lumens / 98 Watts
13 = 14,121 Lumens / 119 Watts
15 = 15,359 Lumens / 132 Watts
17 = 16,420 Lumens / 127 Watts

3

LAMP TYPE

L = LED (5000K CCT)

4

VOLTAGE/FREQUENCY

U = 120 - 277V 50/60 HZ, 127 - 250 VDC
N = 347/480V 60 HZ
12 = 120V 60 HZ¹
22 = 220V 50 HZ¹
24 = 240V 60 HZ¹
27 = 277V 60 HZ¹
34 = 347V 60 HZ¹
48 = 480V 60 HZ¹

5

MOUNTING

TP = Universal Mount (Trunnion/Pendant)

6

BEAM DISTRIBUTION

76 = 7H x 6V

7

OPTIONS

SC = Safety Cable (Eye Bolt Included)
EB = Eye Bolt
EM = Emergency Battery Backup²
FB1 = Single Fuse Block¹
FB2 = Double Fuse Block¹
PC = Polycarbonate Lens
40 = 4000K CCT

¹ When selected, one fuse block is provided for 120V or 277V, two fuse blocks/fuses are provided for 208V - 240V or 480V. Fuse options not available with 347V, fixtures listed for use in Canada, marine listed fixtures.

² EM option not available with 347/480V, 127-250V DC

Catalog logic is for explaining catalog number structure only. Not all combinations are possible; consult factory for catalog numbers not listed in charts.

LFLJ Floodlight/High-Bay

LED floodlight/high-bay for harsh environments

Certification Guide

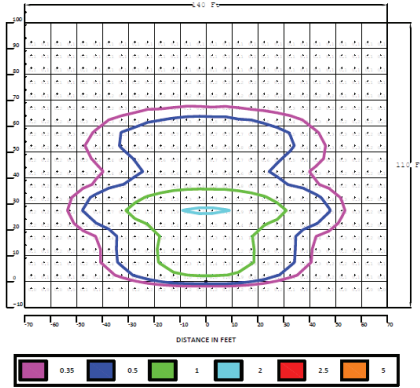
Model	Mount	Wattage	Operating Voltage	Total Lumens	Lumens per Watt	CRI	CCT	Ambient Temperature*	Supply Wire Suitable Temp., °C	Shipping Weight (lbs.)
LFLJ07LUTP76	Universal	64W	120 - 277V 50/60Hz 127-250 VDC	8,059	126.09	71	4825	-40°C < Tamb < 65°C	90°C	30
LFLJ07LNTP76	Universal	67W	347/480V 60 Hz	8,059	120.28	71	4825	-40°C < Tamb < 65°C	90°C	32
LFLJ09LUTP76	Universal	76W	120 - 277V 50/60Hz 127-250 VDC	10,476	137.41	71	4799	-40°C < Tamb < 65°C	90°C	32
LFLJ09LNTP76	Universal	81W	347/480V 60 Hz	10,476	129.33	71	4799	-40°C < Tamb < 65°C	90°C	34
LFLJ12LUTP76	Universal	98W	120 - 277V 50/60Hz 127-250 VDC	12,919	131.25	71	4824	-40°C < Tamb < 65°C	90°C	32
LFLJ12LNTP76	Universal	103W	347/480V 60 Hz	12,919	125.43	71	4824	-40°C < Tamb < 65°C	90°C	34
LFLJ13LUTP76	Universal	119W	120 - 277V 50/60Hz 127-250 VDC	14,121	119.10	71	4994	-40°C < Tamb < 65°C	90°C	32
LFLJ13LNTP76	Universal	125W	347/480V 60 Hz	14,121	112.97	71	4994	-40°C < Tamb < 65°C	90°C	34
LFLJ15LUTP76	Universal	132W	120 - 277V 50/60Hz 127-250 VDC	15,359	115.97	72	4961	-40°C < Tamb < 65°C	90°C	32
LFLJ15LNTP76	Universal	144W	347/480V 60 Hz	15,359	106.66	72	4961	-40°C < Tamb < 65°C	90°C	34
LFLJ17LUTP76	Universal	127W	120 - 277V 50/60Hz 127-250 VDC	16,420	129.00	75	5006	-40°C < Tamb < 65°C	90°C	32
LFLJ17LNTP76	Universal	137W	347/480V 60 Hz	16,420	119.85	75	5006	-40°C < Tamb < 65°C	90°C	34

LFLJ Floodlight/High-Bay

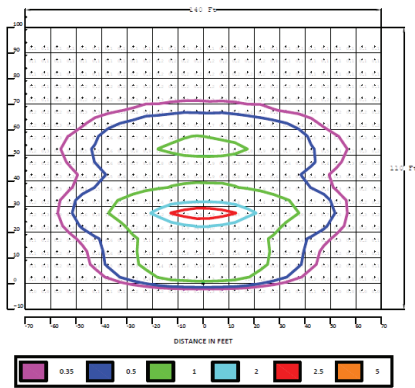
LED floodlight/high-bay for harsh environments

Photometric Data

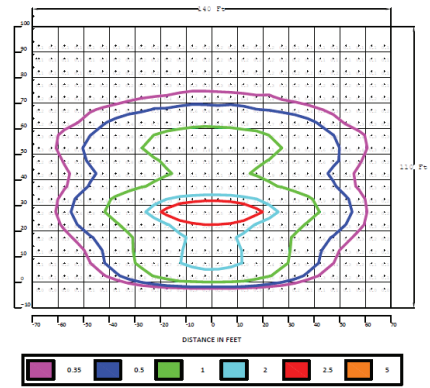
LFLJ07LUT76 @ 40 Ft High; Tilt Angle = 45°
(ISOFOOTCANDLES)



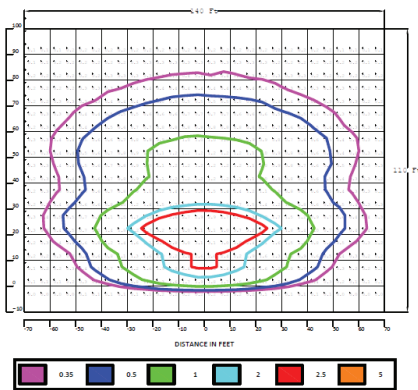
LFLJ09LUT76 @ 40 Ft High; Tilt Angle = 45°
(ISOFOOTCANDLES)



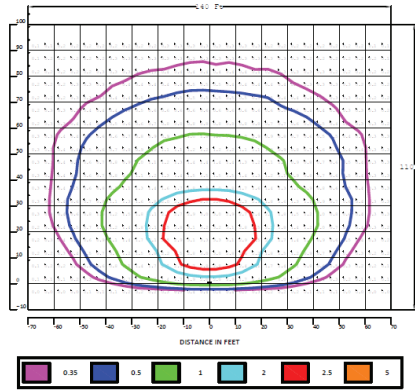
LFLJ12LUT76 @ 40 Ft High; Tilt Angle = 45°
(ISOFOOTCANDLES)



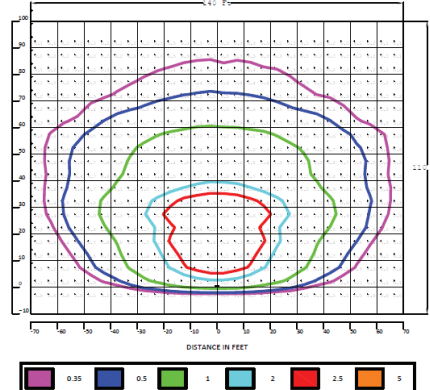
LFLJ13LUT76 @ 40 Ft High; Tilt Angle = 45°
(ISOFOOTCANDLES)



LFLJ15LUT76 @ 40 Ft High; Tilt Angle = 45°
(ISOFOOTCANDLES)



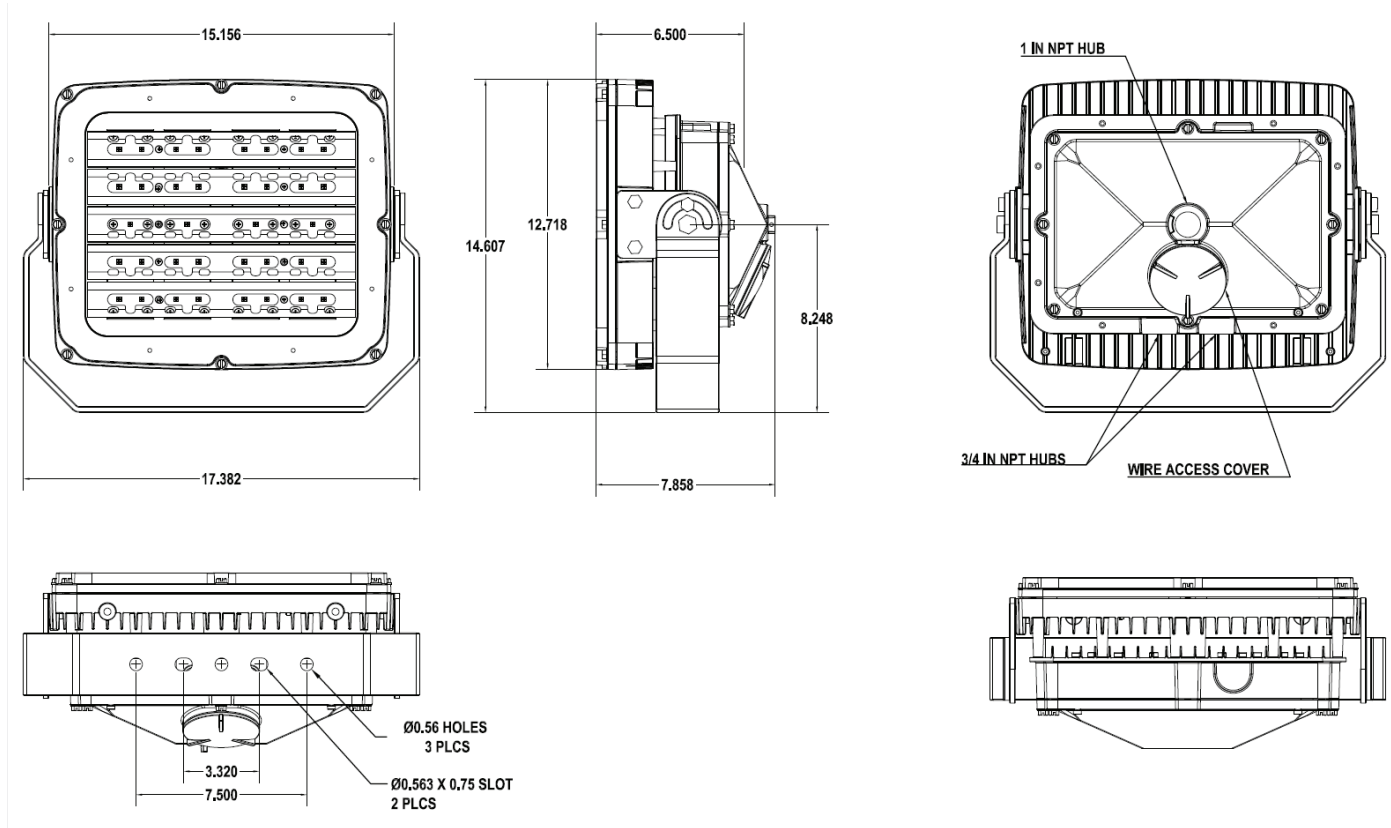
LFLJ17LUT76 @ 40 Ft High; Tilt Angle = 45°
(ISOFOOTCANDLES)



LFLJ Floodlight/High-Bay

LED floodlight/high-bay for harsh environments

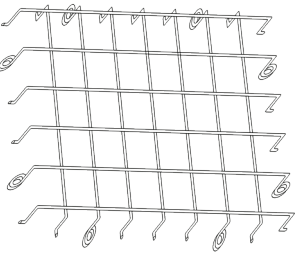
Fixture Dimensions (inches)




LFLJ Floodlight/High-Bay

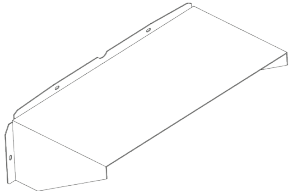
LED floodlight/high-bay for harsh environments


Accessories

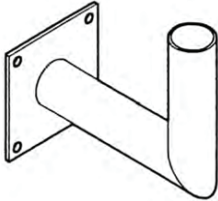
Guard	Catalog Number
	86109

Pole Top Mounting Kit*	Catalog Number	Shipping Weight (lbs.)
	RSF5	5.0

* Fits 2" - 2 1/2" pole top tenon, pipe size 2 3/8" - 2 7/8" O.D.
Adapts to horizontal or vertical mounting yokes. Stainless Steel mounting hardware included.

Visor	Catalog Number
	86037P

Safety Cable	Catalog Number	Shipping Weight (lbs.)
	10128R	1.0

Wall Mount Bracket	Catalog Number	Shipping Weight (lbs.)
	26379A	3.5



An Avail Infrastructure Solutions Company

availinfra.com/rig-a-lite

8500 Hansen Road,
Houston, TX 77075
(713) 943-0340