

HLB Hi-Lumen LED

LED high-bay lighting
for harsh environments

RIG-A-LITE™
An Avail Infrastructure Solutions Company



Classifications

- UL 1598A Marine Outside Type
- UL 1598 Wet Locations
- UL 8750 LED Safety
- Emergency Battery Backup
- -40°C to 70°C Ambient Temperature
- CSA C22.2 No. 250.0-08
- NEMA 4X
- IP66
- DLC Listed Premium
- Tested to LM 79 & LM 80

availinfra.com/rig-a-lite


8500 Hansen Road,
Houston, TX 77075
(713) 943-0340

HLB Hi-Lumen LED

LED high-bay lighting for harsh environments

Key Features

- 1 Four (4) 12" Stainless steel sash chains for convenient access to the wiring compartment
- 2 Spring pressure connection terminal block
- 3 Interchangeable optics with 45, 60, 90 and 120 degree beam angle options
- 4 Field replaceable LED circuit boards, LED modules and drivers with quick disconnects
- 5 Four (4) safety cable attachment points



Additional Features

- Pendant, chain/cable, and surface mounting
- Emergency battery backup option
- 0-10V dimming, range 10-100%
- Standard 10kV surge protection
- 5-year warranty

Standard Materials

Body:

A360 Aluminum (less than .4% copper content)
with baked-on gray epoxy finish

Gaskets:

One-piece Silicone

Lens:

Polycarbonate

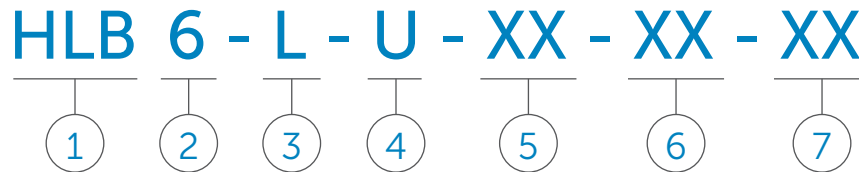
Hardware:

Stainless Steel

HLB Hi-Lumen LED

LED high-bay lighting for harsh environments

Catalog Number Logic



1
SERIES
HLB = Wet Locations

2
LAMP WATTAGE
3 = 200 Watt
4 = 306 Watt
5 = 349 Watt
6 = 423 Watt
7 = 513 Watt
8 = 563 Watt
9 = 655 Watt

3
LAMP TYPE
L = LED (5000K CCT)

4
VOLTAGE/FREQUENCY
U = 120 - 277V 50/60 HZ
N = 347/480V 60 HZ
12 = 120V 60HZ¹
20 = 208V 60HZ¹
22 = 220V 50HZ¹
24 = 240V 60HZ¹
27 = 277V 60HZ¹
34 = 347V 60HZ
48 = 480V 60HZ¹

5
OPTICS
Blank = TYPE V @ 90 Deg Beam Angle
45 = TYPE V @ 45 Deg Beam Angle
60 = TYPE V @ 60 Deg Beam Angle
12 = TYPE V @ 120 Deg Beam Angle

6
ENTRIES
Blank = 3/4 NPT (Top & Side)
P1 = 1" Top Entry
P2 = 25mm Top Entry
P3 = 32mm Top Entry
C1 = 1" Side Entries
C2 = 25mm Side Entries
C3 = 32mm Side Entries

7
OPTIONS¹
EM = Emergency Battery Backup
(Not Available with 347/480V)
FB = Fuse Block¹
OC = Occupancy Sensor
30 = 3000K CCT
40 = 4000K CCT

¹ Specify voltage when option FB is needed. When option FB is selected, one fuse block is provided for 120 & 277V. Two fuse blocks are provided for 208, 220, 240 and 480V. Fuse option not available for marine listed fixtures or for fixtures listed for use in Canada.

Part numbering logic is for explaining catalog part structure only. Not all combinations are possible; consult factory for catalog numbers not listed on chart.

HLB Hi-Lumen LED

LED high-bay lighting for harsh environments

Certification Guide

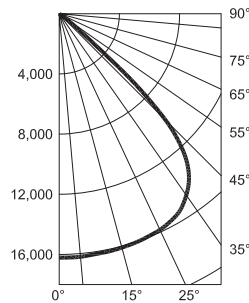
Model	Number of Modules	Wattage	Operating Voltage	Total Lumens	Lumen per Watt	CRI	CCT	Ambient Temperature*		Supply Wire Suitable Temp. °C
								Pendant*/ Cable/Chain Mount	Ceiling Mount	
HLB9LU	6	655W	120V - 277V 50/60 Hz	95,464	145	84	4906	-40°C < Tamb < 55°C	-40°C < Tamb < 40°C	105°C
HLB9LN		646W	347V / 480V 60 Hz	95,813	148	84	4918	-40°C < Tamb < 60°C	-40°C < Tamb < 40°C	105°C
HLB8LU		563W	120V - 277V 50/60 Hz	85,354	151	84	4910	-40°C < Tamb < 55°C	-40°C < Tamb < 40°C	105°C
HLB8LN		574W	347V / 480V 60 Hz	86,184	149	84	4914	-40°C < Tamb < 60°C	-40°C < Tamb < 40°C	105°C
HLB7LU		513W	120V - 277V 50/60 Hz	77,675	151	84	4882	-40°C < Tamb < 60°C	-40°C < Tamb < 40°C	105°C
HLB7LN		511W	347V / 480V 60 Hz	78,548	153	84	4907	-40°C < Tamb < 65°C	-40°C < Tamb < 40°C	105°C
HLB6LU	4	423W	120V - 277V 50/60 Hz	60,544	142	83	4979	-40°C < Tamb < 65°C	-40°C < Tamb < 40°C	105°C
HLB6LN		479W	347V / 480V 60 Hz	68,491	142	83	4985	-40°C < Tamb < 65°C	-40°C < Tamb < 40°C	105°C
HLB5LU		349W	120V - 277V 50/60 Hz	51,726	148	83	4963	-40°C < Tamb < 65°C	-40°C < Tamb < 40°C	105°C
HLB5LN		346W	347V / 480V 60 Hz	52,180	150	84	4961	-40°C < Tamb < 65°C	-40°C < Tamb < 40°C	105°C
HLB4LU		306W	120V - 277V 50/60 Hz	45,637	148	84	4947	-40°C < Tamb < 70°C	-40°C < Tamb < 40°C	105°C
HLB4LN		303W	347V / 480V 60 Hz	46,385	142	84	4948	-40°C < Tamb < 70°C	-40°C < Tamb < 40°C	105°C
HLB3LU	3	200W	120V - 277V 50/60 Hz	30,973	154	84	4893	-40°C < Tamb < 65°C	-40°C < Tamb < 40°C	105°C
HLB3LN		200W	347V / 480V 60 Hz	31,479	156	84	4891	-40°C < Tamb < 65°C	-40°C < Tamb < 40°C	105°C

* Ambient temperature of all EM models is 0°C < Tamb < 40°C. Pendant mount not available with EM models.

Candlepower Distribution

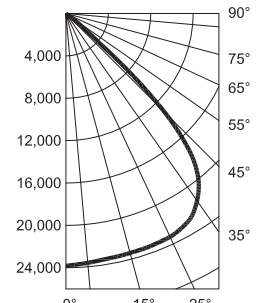
HLB3LU

Deg.	0.	30	60	90
0	16210.2	16210.2	16210.2	16210.2
10	16214.4	16216.6	16180.8	16163.2
20	16176.5	16273.1	16065.4	16002.8
30	15747.7	15899.9	15614.7	15514.3
40	13709.8	13853.7	13545	13376.7
50	2661.3	2690.5	2590.3	2528.9
60	355.7	361.2	352.4	350.9
70	204.6	206.5	202.6	203.5
80	105.2	104.9	104.2	105
90	10.6	9.8	10.6	11.6



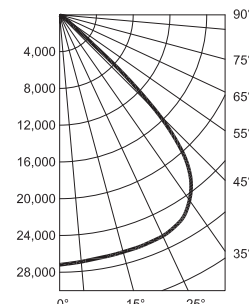
HLB4LU

Deg.	0.	30	60	90
0	23828.3	23828.3	23828.3	23828.3
10	23294.8	23572.4	23936.9	23485.5
20	23088.3	23380.5	23640.1	23383.9
30	22562.4	22817.4	22990.1	22828.7
40	19553.8	19627.1	19762.5	19306.6
50	2496.5	2488.9	2676.8	2280.7
60	541.6	537.2	537.6	513
70	316.5	312.1	309	298.5
80	152.6	147.1	155.4	147.7
90	20.2	20.4	20.4	20



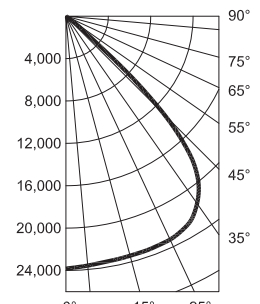
HLB5LU

Deg.	0.	30	60	90
0	27187.7	27187.7	27187.7	27187.7
10	26579	26895.7	27311.6	26796.6
20	26343.3	26676.8	26973	26680.7
30	25743.3	26034.3	26231.3	26047.2
40	22310.5	22394.2	22548.7	22028.5
50	2848.4	2839.8	3054.2	2602.2
60	617.9	612.9	613.4	585.3
70	361.1	356.1	352.5	340.6
80	174.2	167.9	177.3	168.6
90	23	23.2	23.3	22.8



HLB6LU

Deg.	0.	30	60	90
0	23828.3	23828.3	23828.3	23828.3
10	23294.8	23572.4	23936.9	23485.5
20	23088.3	23380.5	23640.1	23383.9
30	22562.4	22817.4	22990.1	22828.7
40	19553.8	19627.1	19762.5	19306.6
50	2496.5	2488.9	2676.8	2280.7
60	541.6	537.2	537.6	513
70	316.5	312.1	309	298.5
80	152.6	147.1	155.4	147.7
90	20.2	20.4	20.4	20



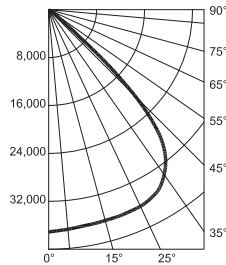
HLB Hi-Lumen LED

LED high-bay lighting for harsh environments

Candlepower Distribution

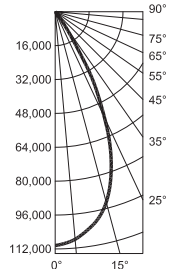
HLB6LN

Deg.	0.	30	60	90
0	37109.7	37109.7	37109.7	37109.7
10	36278.8	36711.1	37278.8	36575.8
20	35957.1	36412.3	36816.5	36417.6
30	35138.1	35535.3	35804.2	35552.9
40	30452.6	30566.8	30777.7	30067.7
50	3887.9	3876.2	4168.8	3551.8
60	843.4	836.6	837.2	799.0
70	492.9	486.0	481.2	464.9
80	237.7	229.2	242.0	230.1
90	31.5	31.7	31.8	31.1



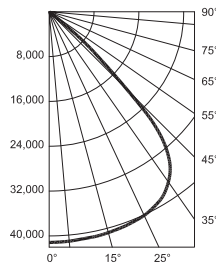
HLB6LN-45

Deg.	0.	30	60	90
0	110405.0	110405.0	110405.0	110405.0
10	102159.7	102949.3	104168.9	103000.5
20	71920.4	75434.9	79131.8	77884.5
30	18975.2	23447.9	29306.3	29603.4
40	1672.3	1761.8	1870.1	1853.5
50	1426.8	1449.2	1437.6	1445.4
60	1291.8	1274.8	1266.4	1290.4
70	1068.6	1158.5	1123.6	1227.4
80	828.7	697.0	672.7	655.0
90	24.3	128.1	429.6	388.6



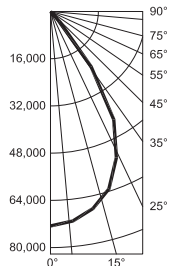
HLB7LU

Deg.	0.	30	60	90
0	41166.8	41166.8	41166.8	41166.8
10	41052.2	41062	41006.1	40965.5
20	40634	40613	40568.3	40502.6
30	39227	39150.1	39124.9	39137.5
40	33323.4	33045.1	33813	33035.3
50	4808.2	3589.8	4912.3	4475.3
60	827.6	821.4	831.9	830
70	492.5	493.9	497.8	507.2
80	246.8	235.1	246.5	249.8
90	38.1	38.1	37.9	38



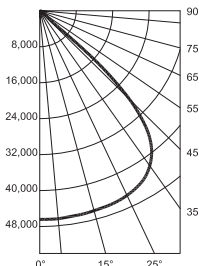
HLB6LN-60

Deg.	0.	30	60	90
0	72665.3	72665.3	72665.3	72665.3
10	68928.7	69067.7	70971.8	69522.9
20	59688.1	60079.0	62000.4	60975.4
30	39754.4	40906.2	42867.6	42275.2
40	7701.3	7753.4	10939.7	9718.2
50	1061.8	1064.9	1076.2	1063.6
60	971.1	982.7	977.8	974.9
70	833.7	841.1	820.0	823.8
80	451.4	478.5	471.5	484.3
90	27.6	27.2	30.1	25.3



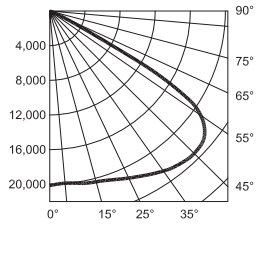
HLB8LU

Deg.	0.	30	60	90
0	46413.3	46413.3	46413.3	46413.3
10	46233.7	46239	46233.7	46283
20	45675.9	45702.3	45704.1	45795.6
30	44182.1	44238.4	44277.1	44308.8
40	37509.9	37603.2	38380.9	38173.2
50	5247.3	5386.5	7981.4	7048.8
60	932.3	952.1	965.3	954.9
70	557	556.3	566.2	560.8
80	279.7	279.7	295.9	287.4
90	42.8	42.8	42.4	42.3



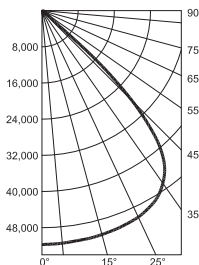
HLB6LN-12

Deg.	0.	30	60	90
0	20138.6	20138.6	20138.6	20138.6
10	20528.4	20970.1	20541.9	20082.8
20	21472.9	21819.8	21281	20755.4
30	22751.5	22800.7	22306	21895.1
40	23882	23789.7	23411.4	23099.7
50	23138.7	23315.7	23146.3	22864.6
60	11461.5	11630.1	13092.6	11687.3
70	501.9	489.4	495	510.6
80	237.8	237.8	246	242.5
90	28.8	26.5	30.7	25.7



HLB9LU

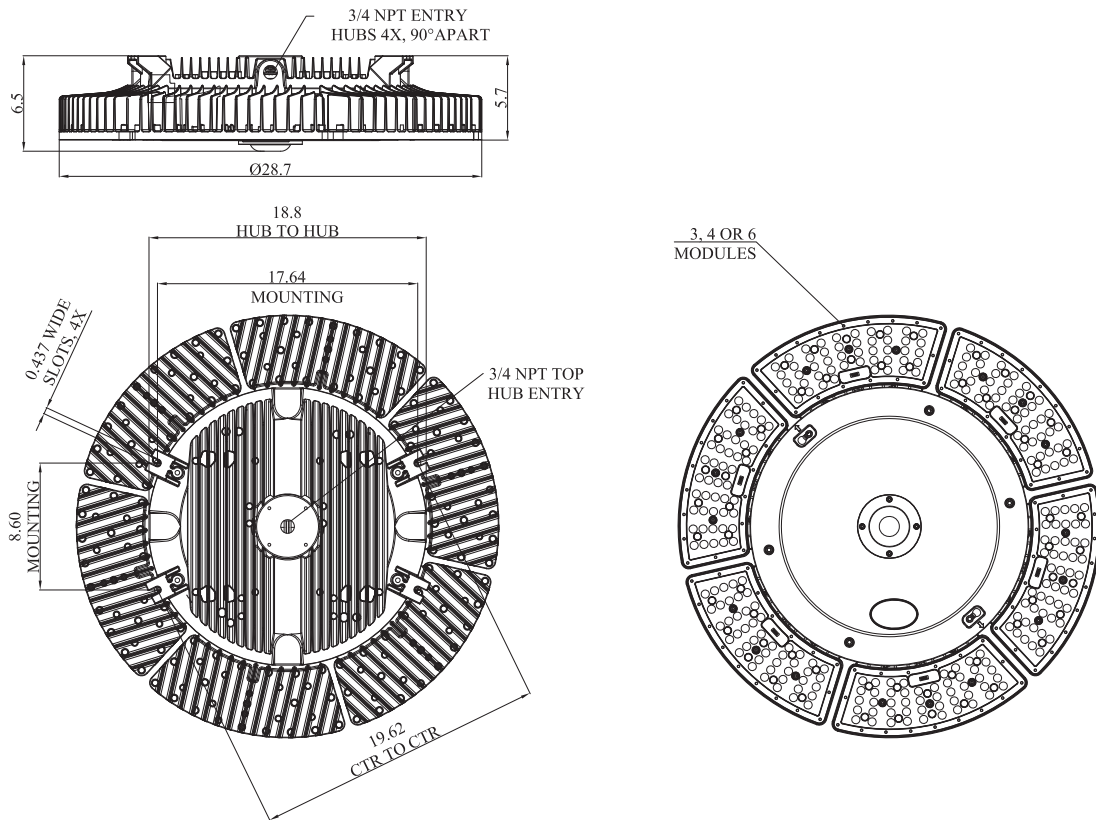
Deg.	0.	30	60	90
0	51730.8	51730.8	51730.8	51730.8
10	51586.8	51599.1	51528.8	51477.8
20	51061.3	51034.9	50978.7	50896.1
30	49293.2	49196.5	49164.9	49180.7
40	41874.7	41525	42489.8	41512.6
50	6042	4511	6172.8	5623.8
60	1040	1032.1	1045.4	1043
70	618.8	620.6	625.6	637.3
80	310.1	295.4	309.7	313.9
90	47.9	47.8	47.6	47.7



HLB Hi-Lumen LED

LED high-bay lighting for harsh environments

Fixture Dimensions (inches)



Part Number	Modules	Fixture Weight (lbs)*	Box Weight (lbs)*
HLB9LU	6	69	77
HLB9LN			
HLB8LU			
HLB8LN			
HLB7LU			
HLB7LN			
HLB6LU	4	58	66
HLB6LN			
HLB5LU			
HLB5LN			
HLB4LU	3	49	57
HLB4LN			
HLB3LU			
HLB3LN			

* For EM Models add 1 lb.



An Avail Infrastructure Solutions Company

availinfra.com/rig-a-lite

8500 Hansen Road,
Houston, TX 77075
(713) 943-0340