

HNMF2 LED

LED lighting for
hazardous locations

 **RIG-A-LITE™**
An Avail Infrastructure Solutions Company



Classifications

- Class I, Division 2, Groups A, B, C & D
- Class I, Zone 2, Groups IIA, IIB, IIC, Zone 22 (ANSI/UL 844)
- UL 844 Hazardous Locations
- UL 1598 Wet Locations
- Temperature Class (T-Rating) - T4A
- NEMA 4X
- CUL
- IP65
- NSF Enclosure

availinfra.com/rig-a-lite

8500 Hansen Road,
Houston, TX 77075
(713) 943-0340

HNMF2 LED

LED lighting for hazardous locations

Key Features

- 1 Single piece fiberglass reinforced housing with 1/2 in. conduit ports on each end
- 2 Lens is securely held in place by tool free polymeric latches. Stainless Steel and tamper proof latches are available as options.
- 3 Flexible, impact resistant acrylic lens



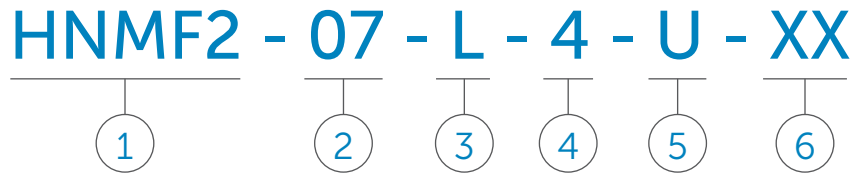
Additional Features

- UL 844 Listed for Hazardous Locations
- Fixtures are dust, moisture and corrosion resistant and can be used in hazardous applications
- Housing is UL 5VA non-flammable listed and UL 746C listed for outdoor use

HNMF2 LED

LED lighting for hazardous locations

Catalog Number Logic



1
SERIES
 HNMF2

2
LAMP CURRENT/LAMP WATTAGE
 07 = 54 Watt (4 foot)
 09 = 72 Watt (4 foot)
 11 = 80 Watt (4 foot)

3
LAMP TYPE
 L = LED

4
NOMINAL FIXTURE LENGTH
 4 = 4 Foot

5
VOLTAGE/FREQUENCY
 U = 120 thru 277V 50/60HZ

6
OPTIONS¹
 P = Prismatic Polycarbonate Lens
 EM = Emergency Battery Backup²
 F = Inline Fuse
 TW = Thru Wire Fittings
 Cable Installations Only
 TP = Tamper Proof Screw Kit Poly
 TPSS = Tamper Proof Screw Kit Stainless
 SSL = Stainless Steel Latches
 30 = 3000K CCT
 35 = 3500K CCT
 50 = 5000K CCT

¹Consult factory for pricing.
²Max Ambient of 45°C.

Catalog logic is for explaining catalog number structure only. Not all combinations are possible; consult factory for catalog numbers not listed in charts.

Certification Guide

Model	Length	Wattage	Operating Voltage	Total Lumens	Lumens per Watt	CRI	CCT	Ambient Temperature	Class I, Div. 2, Group A, B, C & D	Supply Wire Suitable Temperature, °C
HNMF207L4U	4 ft	54W	120V - 277V 50/60 Hz	7208	141	82	4111	-35°C < Tamb < 60°C	T4A	90°C
HNMF209L4U	4 ft	72W	120V - 277V 50/60 Hz	9643	136	82	4141	-35°C < Tamb < 60°C	T4A	90°C
HNMF211L4U	4 ft	80W	120V - 277V 50/60 Hz	11336	150	83	4126	-20°C < Tamb < 50°C	T4	90°C

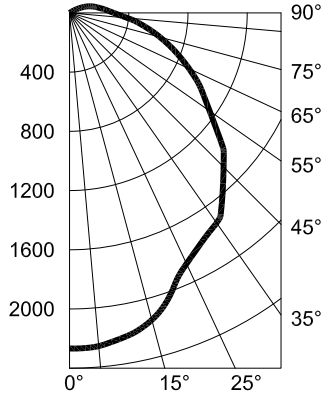
HNMF2 LED

LED lighting for hazardous locations

Candlepower Distribution

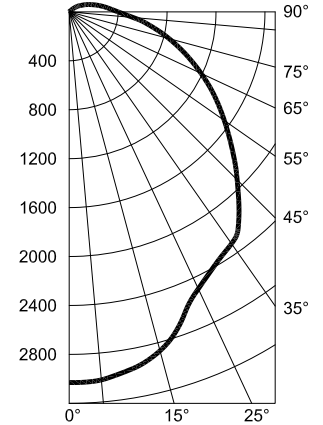
HNMF207LC4U

Deg.	0	30	60	90
0	2267	2267	2267	2267
10	2257	2234	2222	2221
20	2214	2169	2033	2023
30	2092	2019	1768	1787
40	1857	1794	1591	1605
50	1489	1506	1272	1306
60	975	1060	962	1026
70	522	714	690	756
80	199	332	444	512
90	42	164	254	299



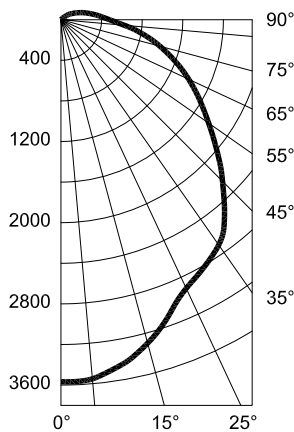
HNMF209LC40

Deg.	0	30	60	90
0	3030	3030	3030	3030
10	3017	2985	2970	2969
20	2959	2898	2717	2703
30	2796	2698	2363	2387
40	2482	2398	2127	2145
50	1990	2012	1700	1745
60	1303	1416	1286	1371
70	698	954	922	1010
80	265	444	593	684
90	56	219	339	399



HNMF211LC4U

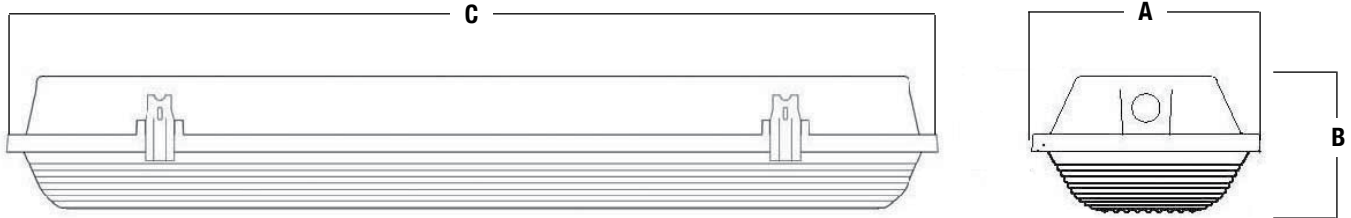
Deg.	0	30	60	90
0	3567	3567	3567	3567
10	3553	3533	3457	3433
20	3487	3383	3136	3097
30	3298	3150	2800	2817
40	2938	2777	2496	2491
50	2370	2308	1980	2007
60	1559	1643	1502	1577
70	844	996	1086	1197
80	322	531	707	822
90	70	255	408	479



HNMF2 LED

LED lighting for hazardous locations

Fixture Dimensions (inches)



HNMF2 Series	Dimensions (inches)			Boxed Weight	Shipping Volume (Boxed Fixtures)
	A	B	C		
4 Foot	4.02	4.38	51.65	12 lbs	2.53 cu. ft.



An Avail Infrastructure Solutions Company

availinfra.com/rig-a-lite

8500 Hansen Road,
Houston, TX 77075
(713) 943-0340