

# FPF Series

Non-metallic fixture  
for food processing

**RIG-A-LITE™**  
An Avail Infrastructure Solutions Company



## Classifications

- UL 924 Emergency Lighting
- UL 1598 Wet Locations
- CUL
- NSF Certified Food Equipment
- High Pressure Hose Down

[availinfra.com/rig-a-lite](http://availinfra.com/rig-a-lite)

8500 Hansen Road,  
Houston, TX 77075  
(713) 943-0340

## FPF Series

### Non-metallic fixture for food processing

#### Key Features

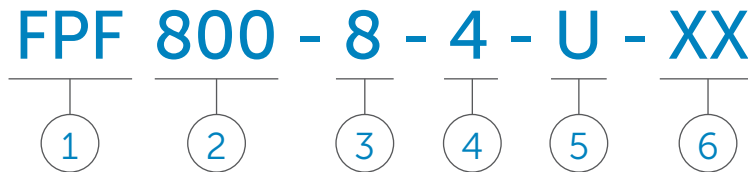
- 1 Stainless steel external hardware
  - 2 Industry leading watershed design
  - 3 Fixed mount and chain mount options
  - 4 Polycarbonate end caps standard (stainless steel available)
  - 5 Impact resistant acrylic housing
- Indoor or outdoor use
  - High pressure hose down
  - Emergency option available



# FPF Series

## Non-metallic fixture for food processing

### Catalog Number Logic



#### 1

##### BASIC SERIES<sup>1</sup>

FPF Non-Metallic Fluorescent Fixture  
UL 1598 Wet Locations  
CUL  
NSF Certified Food Equipment

#### 2

##### LAMP CURRENT/LAMP WATTAGE

800 = 800mA, 110, 60 or 35 Watt  
430 = 430mA, 34 or 20 Watt  
(export only)  
425 = 425mA, 75, 40 or 20 Watt  
(Slimline)  
265 = 265mA, 59, 32 or 17 Watt  
(T8 Lamps)  
T5HO = T5HO, 54 Watt

#### 3

##### NOMINAL FIXTURE LENGTH

2 = 2 Foot (T5 & T5HO Consult Factory)  
4 = 4 Foot  
8 = 8 Foot

#### 4

##### NUMBER OF LAMPS

2 = 2 Lamp  
3 = 3 Lamp (4 ft. T5HO Only)  
4 = 4 Lamp (8 ft. Only)  
6 = 6 Lamp (8 ft. T5HO Only)  
Not Available as Emergency

#### 5

##### VOLTAGE/FREQUENCY

A = 120V 60 HZ (430 mA Emergency Only)  
B = 236V 60 HZ (430 mA Emergency Only)  
C = 277V 60 HZ (430 mA Emergency Only)  
D = 220V 50 HZ  
E = 12V DC  
F = 24V DC  
G = 32V DC  
H = 347V 60 HZ  
U = 120 thru 277V 50/60 HZ

#### 6

##### OPTIONS<sup>2</sup>

F = Single Fuse  
HL = Hi-Lumen Ballast (T8 Only)  
L = Lamps  
LC = Coated Lamps  
R = Radio Interference Filter  
SS = Stainless Steel End Caps  
EON = Emergency Only  
ENN = Emergency & Normal Operation  
ENS = Emergency & Normal Switched  
1UP = 2 Lamps Down and 1 Lamp Up

<sup>1</sup> Fixtures are furnished with FPFCMKT1 standard, non-metallic cord grip and 3 ft. long #16. AWG 3 conductor type SOA cable.

<sup>2</sup> Consult factory for pricing.

Catalog logic is for explaining catalog number structure only. Not all combinations are possible; consult factory for catalog numbers not listed in charts.

# FPF Series

## Non-metallic fixture for food processing

### Fluorescent Series



#### Features

- UL 1598 Wet Locations
- CUL
- NSF Certified Food Equipment
- Non-metallic housing
- Aluminum reflector and ballast cover
- External stainless steel hardware
- Suitable for high pressure hose down
- Suitable for indoor or outdoor
- Optional stainless steel end caps available

### Fluorescent Emergency Series



#### Features

- Emergency illumination meets OSHA, Life Safety Code (NFPA 101), and National Electric Code (NFPA 70) requirements
- Switched or non-switched applications
- Provides 1100-1200 lumens of initial light output in emergency mode
- Provides at least 90 minutes of illumination in emergency mode
- Sealed, maintenance-free nickel cadmium batteries with a life expectancy of 7-10 years
- Self Contained unitized construction
- Easily identified as an emergency lighting fixture
- Charging indicator LED pilot light
- Battery cut-off switch is standard
- NSF Certified Food Equipment

*With emergency option, red polycarbonate endcaps are furnished.*

*For fixtures with stainless steel endcaps, emergency labels are installed on each side in the center, clearly visible through the acrylic housing.*

# FPF Series

## Non-metallic fixture for food processing

### Fluorescent Series

(Lamps not included)	Description	Voltage	Catalog Number
Two Foot Fixture	20 Watt, Preheat, Trigger Start Medium Bi-Pin, T12 430mA Lamps, 24" (export only)	120-277V 50/60 HZ	FPF430-2-2L-U
	17 Watt, Instant Start Medium Bi-Pin, T8 265mA Lamps, 24"	120-277V 50/60 HZ	FPF265-2-2L-U
Four Foot Fixture	34 Watt, Rapid Start Medium Bi-Pin, T12 430mA Lamps, 48" (export only)	277V/60 HZ	FPF430-4-2L-U
	32 Watt, Instant Start Medium Bi-Pin, T8 265mA Lamps, 48"	120-277V 50/60 HZ	FPF265-4-2L-U
	40 Watt, Instant Start, Slimline T12, Single Pin, 425mA Lamps, 48"	12V DC	FPF425-4-2L-E
		24V DC	FPF425-4-2L-F
		32V DC	FPF425-4-2L-G
	54 Watt, T5HO Miniature Bi-Pin, 48"	120-277V 50/60 HZ	FPFT5HO-4-2L-U FPFT5HO-4-3L-U
60 Watt, Rapid Start, High Output T12, Recessed Double Contact 800mA Lamps, 48"	120-277V 50/60 HZ	FPF800-4-2L-U	
Eight Foot Fixture	32 Watt, Instant Start Medium Bi-Pin, T8 265mA Lamps, 48"	120-277V 50/60 HZ	FPF265-8-4L-U
	54 Watt, T5HO Miniature Bi-Pin 48"	120-277V 50/60 HZ	FPFT5HO-8-4L-U
			FPFT5HO-8-6L-U
	59 Watt, Rapid Start Slimline, T8 Single Pin 265mA Lamps, 96"	120-277V 50/60 HZ	FPF265-8-2L-U
	75 Watt, Instant Start Slimline, T12, Single Pin 425mA Lamps, 96"	12V DC	FPF425-8-2L-E
		24V DC	FPF425-8-2L-F
32V DC		FPF425-8-2L-G	
110 Watt, Rapid Start, High Output T12, Recessed Double Contact 800mA Lamps, 96"	120-277V 50/60 HZ	FPF800-8-2L-U	

Fixtures are furnished with stainless steel chain mount kit, non-metallic cord grip and 3 ft. long #16 AWG 3 conductor type SOA cable.

# FPF Series

## Non-metallic fixture for food processing

### Fluorescent Emergency Series

(Lamps not included)

Fixture Type	Circuit Type	Nominal Fixture Length	Description	Voltage	Catalog Number
Emergency Only Operation	Non-Switched ①	Two Foot 2 Lamp Fixture	20 Watt, Preheat, Trigger Start Medium B-Pin, T12 430mA Lamps, 24" (export only)	120-277V 50/60 HZ	FPF430-2-2L-U-EON
			17 Watt, Instant Start, Medium Bi-Pin, T8 265mA Lamps, 24"	120-277V 50/60 HZ	FPF265-2-2L-U-EON
		Four Foot 2 Lamp Fixture	34 Watt, Rapid Start Medium Bi-Pin, T12 430mA Lamps, 48" (export only)	120-277V 50/60 HZ	FPF430-4-2L-U-EON
			32 Watt, Instant Start, Medium Bi-Pin, T8 265mA Lamps, 48"	120-277V 50/60 HZ	FPF265-4-2L-U-EON
			60 Watt, Rapid Start, High Output T12, Recessed Double Contact 800mA Lamps, 48"	120-277V 50/60 HZ	FPF800-4-2L-U-EON
Emergency and Normal Operation	Non-Switched ①	Four Foot 2 Lamp Fixture	34 Watt, Rapid Start Medium Bi-Pin, T12 430mA Lamps, 48" (export only)	120-277V/ 5060 HZ	FPF430-4-2L-U-ENN
			32 Watt, Instant Start, Medium Bi-Pin, T8 265mA Lamps, 48"	120-277V 50/60 HZ	FPF265-4-2L-U-ENN
			60 Watt, Rapid Start, High Output T12 Recessed Double Contact 800mA Lamps, 48"	120-277V 50/60 HZ	FPF800-4-2L-U-ENN
			54 Watt, T5HO Miniature Bi-Pin Lamps, 48"	120-277V 50/60 HZ	FPFT5HO-4-2L-A-ENN FPFT5HO-4-2L-C-ENN
		Four Foot 3 Lamp Fixture	54 Watt, T5HO Miniature Bi-Pin Lamps, 48"	120-277V 50/60 HZ	FPFT5HO-4-3L-A-ENN FPFT5HO-4-3L-C-ENN
		Eight Foot 2 Lamp Fixture	59 Watt, Rapid Start, Slimline Single Pin, T8, 265mA Lamps, 96"	120-277V 50/60 HZ	FPF265-8-2L-U-ENN
		Eight Foot 4 Lamp Fixture	32 Watt, Instant Start, Medium Bi-Pin, T8 265mA Lamps, 48"	120-277V 50/60 HZ	FPF265-8-4L-U-ENN
	54 Watt, T5HO Miniature Bi-Pin Lamps, 48"		120-277V 50/60 HZ	FPFT5HO-8-4L-A-ENN FPFT5HO-4-3L-C-ENN	
	Switched ②	Four Foot 2 Lamp Fixture	34 Watt, Rapid Start Medium Bi-Pin, T12 430mA Lamps, 48" (export only)	120-277V 50/60 HZ	FPF430-4-2L-U-ENS
			32 Watt, Instant Start, Medium Bi-Pin, T8 265mA Lamps, 48"	120-277V 50/60 HZ	FPF265-4-2L-U-ENS
			60 Watt, Rapid Start, High Output T12, Recessed Double Contact 800mA Lamps, 48"	120-277V 50/60 HZ	FPF800-4-2L-U-ENS
		Eight Foot 2 Lamp Fixture	59 Watt, Rapid Start, Slimline Single Pin, T8, 265mA Lamps, 96"	120-277V 50/60 HZ	FPF265-8-2L-U-ENS
		Eight Foot 4 Lamp Fixture	32 Watt, Instant Start, Medium Bi-Pin, T8 265mA Lamps, 96"	120-277V 50/60 HZ	FPF265-8-4L-U-ENS

① Non-Switched fixtures are furnished with stainless steel chain mount kit, non-metallic cord grip and 3 ft. long #16 AWG 3 conductor type SOA cable.

② Switched fixtures are furnished with stainless steel chain mount kit, non-metallic cord grip and 3 ft. long #16 AWG 4 conductor type SOA cable.

# FPF Series

## Non-metallic fixture for food processing

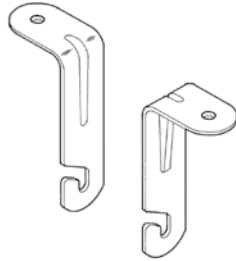
### Accessories

#### Fixed Mounting Bracket Kit

**Material:**  
Stainless Steel  
for 3/8 in. bolts (not provided)

**Catalog Number:**  
FPFXDMKT

**Shipping Weight:**  
0.4 lbs.




#### Chain Mounting Kit

**Material:**  
Stainless Steel

**Catalog Number:**  
FPFCMKT1

**Shipping Weight:**  
0.2 lbs.



#### Stainless Steel Band Clamp

**Catalog Number:**  
FPFBNDMKT

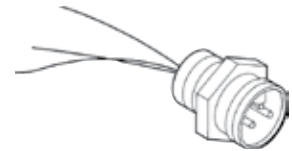
**Shipping Weight:**  
1.0 lbs.



#### Mini Receptacle 3P Male

**Catalog Number:**  
64005

**Shipping Weight:**  
0.1 lbs.



#### Pigtail Assembly - 3 ft. Cable

Other Lengths Available  
- Consult Factory

**Catalog Number:**  
53108

**Shipping Weight:**  
0.4 lbs.

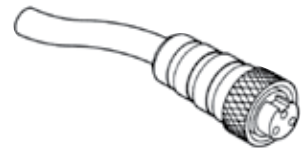


#### Mini Plug - 6 ft. Mini Cable

Other Lengths Available  
- Consult Factory

**Catalog Number:**  
60006

**Shipping Weight:**  
0.6 lbs.



#### Polycarbonate Endcap Kit

Includes All Gaskets Glued in Place

**Catalog Number:**  
53101

**Shipping Weight:**  
3 lbs.



#### Stainless Endcap Kit

Includes All Gaskets Glued in Place

**Catalog Number:**  
53101SS

**Shipping Weight:**  
2.5 lbs.



# FPF Series

## Non-metallic fixture for food processing

### Coefficients of Utilization

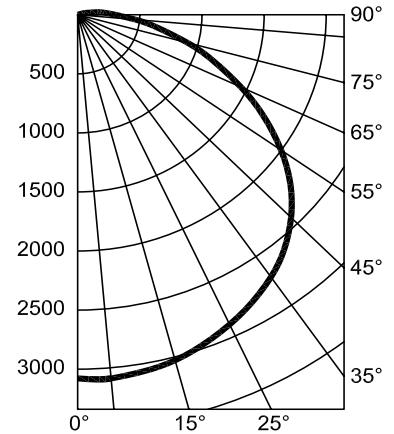
#### FPF226584L

% Effective Ceiling Cavity Reflectance rcc	80			50			10		
% Wall Reflectance rw	50	30	10	50	30	10	50	30	10
Room Cavity Ratio RCR	Effective Floor Cavity Reflectance 20%								
0	.67	.67	.67	.62	.62	.62	.56	.56	.56
1	.57	.55	.52	.53	.51	.50	.49	.47	.46
2	.50	.46	.42	.46	.43	.40	.42	.40	.38
3	.43	.39	.35	.41	.37	.34	.37	.34	.32
4	.38	.33	.29	.36	.32	.28	.33	.30	.27
5	.34	.29	.25	.32	.28	.24	.30	.26	.24
6	.31	.25	.22	.29	.24	.21	.27	.23	.21
7	.28	.23	.19	.26	.22	.19	.24	.21	.18
8	.25	.20	.17	.24	.20	.17	.22	.19	.16
9	.23	.18	.15	.22	.18	.15	.21	.17	.15
10	.21	.17	.14	.20	.16	.13	.19	.16	.13

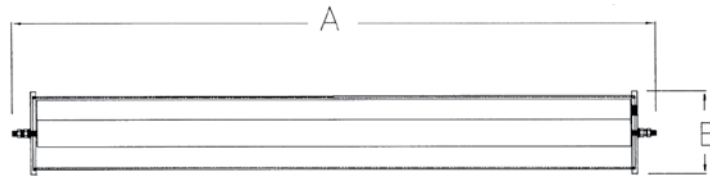
### Candlepower Distribution

Deg.	Parl.	22.5	45	67.5	Norm
5	3076	3039	3045	3066	3101
15	2969	2943	2959	2991	3028
25	2744	2741	2789	2850	2893
35	2423	2453	2552	2658	2711
45	2007	2088	2253	2380	2428
55	1500	1654	1848	1980	1998
65	930	1170	1345	1446	1451
75	376	667	792	908	914
85	51	246	362	460	464
90	18	119	216	284	304

### Photometric Data



### Fixture Dimensions (inches)



FPF Series	Dimensions (inches)		Boxed Weight	Shipping Volume (Boxed Fixtures)
	A	B		
2 Foot Models	28.00	6.75	10 lbs.	1.2 cu. ft.
4 Foot Models	52.00	6.75	20 lbs.	2.1 cu. ft.
6 Foot Models	100.00	6.75	30 lbs.	4.0 cu. ft.



An Avail Infrastructure Solutions Company

[availinfra.com/rig-a-lite](http://availinfra.com/rig-a-lite)

8500 Hansen Road,  
Houston, TX 77075  
(713) 943-0340